

**REPORT TO NEW ZEALAND RACING BOARD ON WELFARE ISSUES AFFECTING  
GREYHOUND RACING IN NEW ZEALAND  
BY  
HON RODNEY HANSEN CNZM QC**

## TABLE OF CONTENTS

---

<b>PREFACE .....</b>	<b>4</b>
<b>(1) Introduction .....</b>	<b>5</b>
<i>A brief history .....</i>	<i>5</i>
<i>Governance .....</i>	<i>5</i>
<i>Racing Integrity Unit .....</i>	<i>6</i>
<b>(2) Welfare issues defined.....</b>	<b>7</b>
<b>(3) Governance .....</b>	<b>11</b>
<i>Welfare Committee .....</i>	<i>12</i>
<b>(4) Welfare Standards .....</b>	<b>14</b>
<i>Enforcement of standards.....</i>	<i>15</i>
<i>Awareness of welfare standards.....</i>	<i>17</i>
<i>Vaccination.....</i>	<i>17</i>
<i>Livebaiting and deadbaiting.....</i>	<i>18</i>
<b>(5) Population management – improving the database.....</b>	<b>19</b>
<i>Breeding .....</i>	<i>19</i>
<i>Puppy registration.....</i>	<i>20</i>
<i>Naming.....</i>	<i>21</i>
<i>Leaving the industry - deregistration .....</i>	<i>21</i>
<i>WHK recommendations .....</i>	<i>21</i>
<i>National registration requirements .....</i>	<i>22</i>
<i>Response to recommendations.....</i>	<i>23</i>
<i>Enforceability.....</i>	<i>23</i>
<i>Verification of data .....</i>	<i>24</i>
<i>Closing the remaining gaps.....</i>	<i>25</i>
<b>(6) Population management – the data .....</b>	<b>26</b>
<i>Licenseholders .....</i>	<i>26</i>
<i>Greyhound breeding numbers.....</i>	<i>26</i>
<i>Racing population .....</i>	<i>30</i>
<b>(7) Population management – euthanasia .....</b>	<b>31</b>
<b>(8) Population management – breeding controls .....</b>	<b>34</b>
<i>Importing.....</i>	<i>35</i>
<b>(9) Population management – extending racing careers.....</b>	<b>37</b>
<b>(10) Population management – retirement and rehoming options .....</b>	<b>39</b>
<b>(11) Population management – conclusion.....</b>	<b>42</b>

<b>(12) Greyhound Racing – safety concerns .....</b>	<b>43</b>
<i>Data.....</i>	43
<i>Injuries and injury reporting.....</i>	44
<i>Track conditions .....</i>	45
<i>Track composition and management.....</i>	46
<i>Positioning of the lure .....</i>	47
<i>Evaluation.....</i>	48
<i>Causes of injury .....</i>	49
<i>Track configuration .....</i>	52
<i>Conclusion .....</i>	55
<b>(13) Conclusion and recommendations .....</b>	<b>56</b>
<i>Recommendations.....</i>	56
<b>APPENDIX ONE.....</b>	<b>59</b>
<b>APPENDIX TWO.....</b>	<b>60</b>
<b>APPENDIX THREE .....</b>	<b>61</b>

## PREFACE

1. I was asked by the New Zealand Racing Board (**NZRB**) to inquire into and report on welfare issues affecting greyhound racing in New Zealand. The terms of reference of the inquiry are as follows:

Review animal welfare standards currently applying to greyhound racing in New Zealand and the level of compliance with these standards, having regard to recommendations of previous inquiries into greyhound racing. The review is to include but is not limited to the policies and compliance practice of Greyhound Racing New Zealand in relation to animal welfare and is expected to:

- Identify and recommend changes to current standards and practices required in order to improve greyhound welfare.
- Evaluate the policy, registration, record keeping and systems relating to the welfare, breeding, racing and life cycle tracking of greyhounds bred in New Zealand and imported into New Zealand.
- Consider the best practice to be followed in the management of the welfare of greyhounds through their racing and retirement including but not limited to socialisation of greyhounds, preparation of greyhounds for retirement, and the adoption as pets process.

The Inquiry may also include such other issues relating to the welfare of greyhounds as may be identified during the course of its investigations.

2. I have been assisted by the Racing Integrity Unit (**RIU**) in the conduct of the inquiry and acknowledge in particular the support of its General Manager, Mike Godber. The New Zealand Greyhound Racing Association (**NZGRA**) has cooperated fully in the inquiry. I am especially appreciative of the assistance of the former Welfare Officer, Greg Kerr and his successor Mairi Stewart. Neil Cox, Statistician, has been largely responsible for extracting information from the NZGRA database and reducing it into an intelligible form.
3. I have spoken to and corresponded with a number of participants in or people with a particular interest in the greyhound racing industry. Their names are listed in Appendix 1. Unless otherwise indicated I have spoken to each of them at least once.
4. I have also consulted a number of reports and publications. Some are referenced in the report. A list of all written materials read or relied on for the purpose of this report is at Appendix 2.
5. A full report of information extracted from the database for the purpose of this report is at Appendix 3. For reasons which will become clear, not all of the data can be relied on. Any information relating to the years before the 2013/14 racing season must be treated with particular caution.

## 1. Introduction

### *A brief history*

- 1.1 Greyhound racing in New Zealand evolved, as it did in the United Kingdom where it began, from hare coursing, a contest in which two greyhounds pursued a live hare. It was a contest won by the dog who accumulated the most points awarded for the chase and, ultimately, the manner of the kill. Coursing was banned in New Zealand in 1954 and the parent body of the clubs in New Zealand devoted to hare coursing became the New Zealand Greyhound Racing Association.
- 1.2 New Zealand is one of only eight countries which has a commercial greyhound racing industry. The others are Australia, Mexico, Macau, Ireland, United Kingdom, the United States (in five states only) and Vietnam.
- 1.3 The greyhound clubs of New Zealand obtained permission to hold equalizator meetings in 1971 and, ten years later, the right to conduct totalisator meetings. However, until 1991 the majority of meetings were non-totalisator. Coinciding with the advent of Trackside television in 1991 the number of total meetings sharply increased. Currently meetings are held at seven racing tracks at Manukau, Cambridge, Palmerston North, Wanganui, Christchurch, Dunedin and Southland.

### *Governance*

- 1.4 There are eleven greyhound racing clubs in New Zealand who are directly responsible for the management of racetracks and greyhound race meetings. Seven operate from racing venues, four of which are shared with harness racing clubs. One (Invercargill) is shared with harness and thoroughbred racing. The New Zealand Greyhound Racing Association (**NZGRA**), an incorporated society, is the national body with overall responsibility for the management of the industry. Among other things, it develops and sets standards and rules, takes responsibility for the strategic direction of the industry, manages registration and record keeping functions and the maintenance of a database. It is ultimately responsible for the safety and welfare of greyhounds in New Zealand.
- 1.5 Each of the eleven clubs is affiliated to the NZGRA. Each is entitled to be represented at the annual or any special general meeting of the NZGRA. A board of seven directors is responsible for managing the business and affairs of the NZGRA. The board comprises four directors elected from the membership and three independent directors. The chairperson is elected by board members.
- 1.6 The greyhound industry and the other two racing codes (thoroughbred and harness racing) are subject to the oversight of the NZRB which was established under the Racing Act 2003 (the **Act**). The responsible minister is the Minister of Racing. The seven member board comprises an independent chairperson appointed by the Minister, a nominee of each of the three racing codes and three appropriately qualified persons appointed by the Minister on the nomination of an advisory panel. The NZRB is responsible for promoting and facilitating the racing industry including betting and maximising the profits of the industry. One of its functions is to make distributions from its surplus to the three codes pursuant to a code funding agreement. The amount payable to NZGRA for the year ended 31 July 2017 (the 2016-17 racing season) is \$24.8m.

### *Racing Integrity Unit*

- 1.7 In February 2011 the Racing Integrity Unit (**RIU**) was established. It is a limited liability company. The NZRB and the national bodies of the three racing codes each hold 25% of the shares. Each has a representative on the board. The RIU is funded by the NZRB, mainly through the operation of gaming machines.
- 1.8 The RIU was established as an independent body which would oversee the racing operations of the three codes. It does so mainly through stewards who are in attendance at every race meeting. It also takes direct responsibility for the engagement and attendance of veterinarians and for drug testing. Among other things it ensures that raceday injuries are recorded and reported. The RIU also takes responsibility for undertaking kennel inspections. Its relationship with the NZGRA is governed by a service agreement which was renewed for a five year term in 2014.

## **2. Welfare issues defined**

- 2.1 In 2013 NZGRA responded to concerns regarding the welfare of greyhounds voiced by the Greyhound Protection League of New Zealand via an online petition presented to Parliament on 21 February 2013. It established an Animal Welfare Committee which had the goal of ensuring that “all greyhounds in New Zealand are protected and promoted by the adoption and development of sound animal welfare standards and practices”<sup>1</sup>.
- 2.2 The Committee reviewed and updated NZGRA’s Animal Welfare Policy which was first published in 2000. In 2013 it published a Code of Welfare which had the stated purpose of encouraging all those responsible for racing greyhounds to adopt the highest standards of husbandry, care and handling. It has acted as a supplementary code to the Animal Welfare (Dogs) Code of Welfare 2010 and set minimum standards for the care and management of racing greyhounds.
- 2.3 However, the measure that would have the most far reaching effects was the commissioning by the NZGRA of what was styled as an independent review into the welfare of greyhounds. Its terms of reference were:
- Evaluate the current standards, and enforcement, that govern welfare of racing greyhounds. The review will encompass the lifecycle of racing greyhounds, including racetrack safety, health and veterinary considerations, and retirement.
  - Evaluate the breeding industry regulations.
  - Review NZGRA’s mechanism for tracking, racing greyhounds and make recommendations for the improvement of their national database.
  - Review the industry’s awareness of greyhound welfare and propose options for educating industry participants on minimum welfare standards.
  - Make recommendations as to what changes are needed in respect of NZGRA Strategic Plan, Animal Welfare Policy, the industry Code of Practice and the Rules of Racing.
- 2.4 In its report dated 25 June 2013 (which I will refer to as the WHK report) the review team<sup>2</sup> made detailed findings and recommendations in relation to:
- Population management of greyhounds including improved tracking, breeding controls, improved retirement and rehoming options and extending the racing life greyhounds.
  - Improving welfare standards and the enforcement and awareness of welfare standards.
  - Improvements to race track standards and injury reporting.
  - Improvements to the governance and management of welfare strategies and activities.

---

<sup>1</sup> Annual Report GRNZA 2013 page 34.

<sup>2</sup> Comprising Bill Colgan, a racing consultant with a detailed knowledge of the racing industry (Chairman); Craig Neale, an independent consultant and formerly Assistant Auditor-general; and Les Foy the Managing Principal of the WHK New Zealand Audit and Assurance Practice.

2.5 NZGRA welcomed the findings and committed to implementing the recommendations. In July 2013 it published the Racing Greyhound Welfare Programme, described as “a set of rules, guidelines and funding that ensures dogs are raced humanely”. The Code of Welfare soon followed. The extent to which the programme succeeded in giving effect to the recommendations of the WHK report will be an important measure of the progress achieved by the industry over the last four years.

2.6 Concurrently with the welfare review the Government Administration Committee of the House of Representatives enquired into welfare issues affecting greyhounds in response to the petition presented on behalf of the Greyhound Protection League. In its report to the House of Representatives the Committee recommended:

- That Government ask the New Zealand Racing Board to:
  - (a) Develop a system for monitoring the greyhound racing industry’s Rules of Racing.
  - (b) Review the service agreement between the NZGRA and RIU.
- The Government ask the Department of Internal Affairs to establish and maintain a database of greyhounds, tracking their identity and their location from registration until death.
- That Government ask the National Animal Welfare Advisory Committee (**NAWAC**) to:
  - (a) Consider developing standards for the use of animals, in particular greyhounds, in racing.
  - (b) Consider developing guidelines on the breeding of greyhounds.
  - (c) Consider reviewing the Animal Welfare (Dogs) Code of Welfare 2010, with a view to specifying circumstances in which animals can be euthanised.
- The Government ask the New Zealand Racing Board to review the New Zealand Greyhound Racing Association’s implementation of the recommendations arising from the Welfare Review of the Greyhound Racing Industry by August 2014.

2.7 In response to the last recommendation the New Zealand Racing Board reported to government on 16 January 2014 and 29 July 2014. In the July letter the NZRB reported that it had completed reviews of both the service agreement between the NZGRA and the RIU and implementation of the recommendations arising from the Welfare Review of the Greyhound Industry. It reported that a new service agreement had been recently entered into between the NZGRA and the RIU and that it had found the NZGRA was:

“... evidently committed to implementing the 36 recommendations and... dedicating attention and resources in support of the initiatives. The Board and Management of NZGRA have successfully advocated the importance of these initiatives among their stakeholders, including the imposition of increased fees along with reporting and compliance requirements.”

The NZRB provided a detailed report of its findings in relation to each recommendation.

2.8 When NAWAC reported again to the Minister on 20 October 2014 it commented “that the industry is now taking the matter of Greyhound Welfare very seriously and is developing a quality culture approach of continuous improvement”. It reported that the industry had:

- Adopted an industry code of welfare based on NAWAC’s dog code but expanded to include specific greyhound issues.
- Made compliance with the code mandatory for all owners of greyhounds.
- Established a national database.
- Introduced measures to restrict the number of dogs bred.
- Moved to substantially upgrade its re-homing programme.
- Made improvements to track design and maintenance.

2.9 The chair of NAWAC concluded in his report:

“Nothing I saw during my visits left me with significant concerns. This industry has made huge strides in the past 15 months and though there are still matters to better address, such as clearer restrictions to limit over-racing stress and increased re-homing they are identified, acknowledged as matters to address and solutions are being worked on. The aspects of the changes in the industry that impressed me most was the clearly evident quality improvement culture at all levels of the sport.”

2.10 On 28 October 2015 the NZRB submitted a further report which provided information on the steps being taken to implement the recommendations of the WHK report. The Minister requested NAWAC to provide advice on the NZRB report, in particular NZGRA’s progress to addressing overpopulation and euthanasia in the greyhound industry. NAWAC provided a detailed report dated 30 August 2016. In his covering letter the Chair of NAWAC, John Hellstrom observed:

“While NZGRA had made a strong commitment to resolving their welfare problems over the past few years they now appear to be starting to reduce this effort. I propose that NAWAC continues to follow the developments in this area and keeps you advised of progress.”

2.11 The report contained the following recommendations:

1. NZGRA should work towards achieving best practice in frequency of breeding standards. In particular by requiring that bitches are not mated so as to whelp and rear litters on consecutive seasons, and requiring veterinary advice to be sought before mating bitches of 7 years of age or more.
2. NZGRA prioritisation (sic) of the finalisation and implementation of enforcement and educational initiatives undertaken by NZGRA, including the follow-up / education of unsuccessful breeders.
3. NZGRA to report rehoming and euthanasia figures to NAWAC annually in such a way that the fate of each animal can be clearly identified.

4. Consideration to (sic) health issues that are not inherited but are contingent on the specific ways racing greyhounds are raised and kept.
5. NAWAC to continue to engage with NZGRA – a member of the NAWAC secretariat to hold a seat at the table of NZGRA's independent welfare committee as an observer.

2.12 These recommendations together with those of the WHK report provide the benchmarks against which the industry's efforts to improve greyhound welfare will be measured. The issues they raise will be considered under the following general subject headings:

- (a) Governance and welfare standards.
- (b) Population management including data collection, wastage, euthanasia and rehoming.
- (c) Racetrack safety.

### 3. Governance

- 3.1 Implicit in the initiatives taken in 2013 by the NZGRA was an acceptance by the greyhound racing industry itself that to that point it had given insufficient attention to the safety and welfare of greyhounds. A root cause of this state of affairs was shortcomings in governance as the WHK report recognised.
- 3.2 The authors of the WHK report were critical of the failure of NZGRA to be more proactive on welfare issues, singling out for particular mention the failure to take meaningful initiatives in relation to population management. It also identified a failure to monitor and enforce welfare-related rules. The authors noted there was no designated Welfare Officer and, although a Welfare Committee had been established in 2012, it was chaired by a licenced trainer who was potentially conflicted and lacked independent membership by experts in animal welfare.
- 3.3 With the goal of improving the structure of Welfare Governance, it made a series of recommendations including:<sup>3</sup>
- *NZGRA should employ a full time professional welfare officer with the appropriate levels of skill and provide the appropriate levels of resource to oversee and undertaken the welfare initiatives required.*
  - *It is recommended that the NZGRA adds to the membership of its Welfare Committee with the appointment of independent committee members with detailed levels of knowledge and understanding of animal welfare matters.*
- 3.4 In order to ensure that NZGRA's animal welfare strategies evolved in line with society's changing views of welfare, the report further recommended that the Welfare Committee should incorporate the following activities:
- *NZGRA should enter into a formal agreement and liaison process with the RNZSPCA and NAWAC in order to agree approaches to handling welfare issues and concerns and to provide an information flow on developments and changing social expectations regarding welfare and humane treatment.*
  - *The Welfare Committee should communicate on a regular basis with other greyhound racing jurisdictions and GAP to coordinate regular information exchanges relating to welfare concerns, issues and research into welfare initiatives and medical research performed in other jurisdictions. Such information could provide invaluable sources of information that could be readily available to NZGRA to assist in allowing NZGRA to station itself at the forefront of welfare thinking and scientific research into welfare.*
  - *Formal reporting of risks and issues raised in the annual NZGRA sponsored veterinarian and track curator conferences should be made to the Welfare Committee and a formal response and action process should be implemented to control the risks.*
  - *Formal relationships with the Sports Turf Institute and Massey University should be maintained to ensure NZGRA keeps up-to-date with changes in scientific knowledge and technology available with regard to track safety and greyhound health.*

---

<sup>3</sup> At 10.2-10.3.

- 3.5 In response an Animal Welfare Manager was appointed on 1 October 2013.<sup>4</sup> It is a full time position. The first appointee has recently been replaced following an internal promotion.<sup>5</sup> Both appointees appear to be well qualified and impress as committed to improving welfare standards and practice in the industry. They have established links with their counterparts in Australia including membership of the Greyhounds Australasia Welfare Working Party. Relationships with RNZSPCA, NAWAC, the New Zealand Veterinary Association and the Animal Welfare Behaviour Consultative Committee have been formalised.

#### *Welfare Committee*

- 3.6 Due to difficulties finding an independent chairman, there was a significant delay before steps were taken to implement the recommendation to make the Welfare Committee more independent and effective. It was not until March 2015 that an independent chairman was appointed.<sup>6</sup> NZGRA developed a Governance Charter which provided for a membership of five:

- One person nominated by the NZGRA board who would act as Chairperson.
- One representative of the New Zealand Veterinary Association nominated by the NZGRA board.
- One NZGRA board Member.
- One representative of the RIU nominated by the NZGRA board.
- One industry specialist nominated by the NZGRA board.

Each member is appointed for a term of two years. Reappointment for a further two terms may be made “subject to a performance assessment report to the NZGRA board based on the member’s contribution to the work of the Committee, their availability, time commitment and attendance record”.

- 3.7 The newly constituted committee met for the first time on 9 July 2015. The governance charter was subsequently amended to provide for the appointment of a representative of the RNZSPCA instead of the NZGRA board member. The RNZSPCA representative<sup>7</sup> first attended a meeting on 5 May 2016. The NZGRA board subsequently agreed to representatives of the Ministry of Primary Industries (on behalf of NAWAC) and the New Zealand Veterinary Association attending board meetings.<sup>8</sup> They have done so since 13 October 2016.

- 3.8 The minutes of the meetings show the Committee has considered a wide range of welfare issues and has become a valuable resource of knowledge and support for the Welfare Officer. The presence on the committee of representatives of RNZSPCA and NAWAC has achieved the close working relationship with those organisations recommended by the WHK Report. The Welfare Officer has developed strong ties with the Sports Turf Institute and Massey University has been commissioned to undertake an important project in relation to the racing career of Greyhounds which I will refer to in greater detail later. It is vital that the NZGRA provide the Committee with

---

<sup>4</sup> Greg Kerr

<sup>5</sup> By Dr Mairi Stewart

<sup>6</sup> Dr Jim Edwards

<sup>7</sup> Dr Arnya Dale

<sup>8</sup> The New Zealand Veterinary Association representative nominated by the NZGRA Board who has been a member of the reconstituted welfare committee from the outset is Malcolm Jansen, the NZGRA Chief Veterinarian.

all the resourcing it requires and supports the Welfare Officer in giving effect to the Committee's initiatives. The Committee's work will be compromised if, for example, it is not provided with accurate data relevant to greyhound welfare.

3.9 The WHK report noted difficulties in effecting changes in welfare policies because of the need for changes to Rules to be approved at the Annual General Meeting or a Special General Meeting called for the purpose. Clubs were resisting advances in welfare policy and practice change. The WHK report recommended a change to the constitution to empower the board to make rule changes and further that:

- *The NZGRA Board should set short, mid and long-term targets for achieving its Animal Welfare Policy Strategy and report on progress both internally and in its annual report. Such targets should be specific and measurable. Examples of areas that could be targeted include:*
  - *Reducing the number of greyhounds bred in New Zealand;*
  - *Reducing the numbers of greyhounds not making it to the track;*
  - *Reducing injury numbers;*
  - *Making safety improvements to tracks;*
  - *Increasing the duration of the average racing life of a greyhound;*
  - *Increasing the numbers of greyhounds rehomed after their careers.*
- *NZGRA should also ensure that appropriate funding is made available to ensure that this strategy can be implemented. Detailed financial analysis of welfare spend both by NZGRA and its clubs should be collated and reported to provide evidence of the commitments made by both the industry.*

3.10 The NZGRA rule-making process was changed when a new constitution was adopted at a Special General Meeting held on 30 July 2016. The new constitution came into effect after the AGM on 8 October 2016. Under the new constitution the Board has the power to amend the Rules by unanimous resolution subject to notice to interested parties, the consent of the NZRB and consideration to any recommendations from the Rules of Racing Committee established under clause 21 of the constitution.<sup>9</sup> Clubs continue to have an influence through representation on the Rules of Racing Committee<sup>10</sup>

3.11 As will be examined in more detail in the balance of this report, steps have been taken by the Board to achieve the goals identified in the WHK report and subsequently by NAWAC. In 2014 it set a target of reducing by 20% over three years the number of dogs introduced to the industry and resolved to increase the number of racing opportunities. Welfare expenditure has increased progressively from \$219,000 in 2011/2012 to \$671,000 in 2016/17 with expenditure of \$926,600 budgeted for 2017/18. A number of initiatives have been taken to reduce track-related injuries and to increase rehoming options. These will be reviewed in detail later in this report.

---

<sup>9</sup> Clause 11.

<sup>10</sup> Clause 21.

#### 4. Welfare Standards

4.1 The WHK report found that most owners and trainers are committed to the welfare and safety of their dogs.<sup>11</sup> They found little evidence of ill-treatment, noting that (as far as could be ascertained) there had never been a conviction of a licensed person under the Animal Welfare Act. However, the review team saw a need to update welfare standards in the industry, to improve their enforcement and to increase awareness of welfare standards.

4.2 In order to achieve this, it recommended:<sup>12</sup>

- *NZGRA should develop a formal code of best practices in collaboration with appropriate independent welfare organisations such as the RNZSPCA and the National Animal Welfare Advisory Committee (NAWAC) to ensure they meet expected standards. Consideration should be given to the creation of a formal Code of Welfare for Racing Greyhounds in line with other Codes of Welfare issued by NAWAC.*

*A periodic review of these standards rules (for example a bi-annual review) should also be undertaken by NZGRA to ensure that these rules remain up-to-date with contemporary welfare practices.*

- *It is recommended that NZGRA incorporates this new code of best practice and associated standards into its rules to enable formal evaluation against the code and standards. It is further recommended that the rules should include clearly defined penalties for non-compliance and that these rules and penalties should be rigorously enforced.*

4.3 In response to those recommendations a new NZGRA Code of Welfare was drafted after consultation with organisations which included RNZSPCA and NAWAC. At the 2013 Annual General Meeting the Code of Welfare was incorporated into the rules of the NZGRA thereby making it enforceable and persons in breach amenable to disciplinary procedures. Rule 84 requires a Licensed Person (as defined) to at all times comply with the Code and rule 85 requires a Licensed Person to ensure that greyhounds in his or her care or custody are provided with food, exercise, accommodation and veterinary attention in accordance with the provisions of the Code.

4.4 The Welfare Code is based on the NAWAC Dog Code of Welfare but is more prescriptive. It's stated purpose is to encourage all those responsible for racing industry greyhounds to adopt the highest standards of husbandry, care and handling. It applies to all persons licensed by NZGRA and to all greyhounds kept by licensed persons including puppies and young greyhounds not yet registered to race. It sets minimum standards for the care of greyhounds, their breeding, exercise and transportation. Except in an emergency it requires euthanasia to be performed by a veterinarian.

4.5 The newly constituted Welfare Committee has undertaken a comprehensive review of the Code of Welfare. A draft of the Health and Welfare Standards, as they will be called, is currently being finalised. After approval by the Rules Committee and the Board, it is envisaged that every licensed person will receive a copy. Like the Code of Welfare, the Standards will be binding.

---

<sup>11</sup> Para 5.3.1.

<sup>12</sup> At para 4.2.

Failure to meet the Standards may constitute an offence and attract a fine of up to \$10,000 and/or lead to suspension, disqualification or warning off.<sup>13</sup>

4.6 The draft Health and Welfare Standards address the related concepts of socialisation and habituation. They receive only passing reference in the Code of Welfare and are not mentioned in the WHK report and the commentary that followed.

4.7 Socialisation is the learning process whereby an individual pup learns to accept the close proximity of other dogs as well as members of other species. Habituation is the process whereby a pup becomes accustomed to non-threatening environmental stimuli and learns to ignore them. These concepts are discussed in detail in The Report of the Special Commission of Inquiry into the Greyhound Racing Industry in New South Wales (the NSW report)<sup>14</sup> which concluded<sup>15</sup> that if a greyhound is not sufficiently socialised or if it does not go through an adequate process of habituation there are significant risks that it will not perform as a racer; that it will pass on negative traits such as fear and anxiety to its offspring; and, most importantly, that it will make it difficult for the greyhound to be permanently rehomed.

4.8 A growing awareness of the importance of socialisation and habituation led to best practice recommendations in a report commissioned by Greyhound Racing NSW (GRNSW)<sup>16</sup> which included recommendations that:

- Greyhound should be provided with a structured programme of controlled exposure to a range of stimuli from an early age.
- The practice of greyhounds spending a significant period of their adult life under conditions of individual housing is unacceptable from an animal welfare standpoint. Co-housing of compatible dogs should be adopted as standard practice for greyhounds at all stages of the life cycle.

NZGRA advises it is reviewing the NSW Report and consulting a greyhound behaviour expert with a view to developing its own best practice standards for socialisation.

#### *Enforcement of standards*

4.9 The RIU has primary responsibility for the monitoring and enforcement of welfare standards. The WHK report found the service level agreement between NZGRA and RIU covering the RIU's responsibilities to be inadequate. There was concern at the infrequency and, in some cases, the absence of, kennel inspections, the lack of formal guidelines and the quality and accessibility of inspection reports. These led to recommendations that:<sup>17</sup>

- *The service agreement with the Racing Integrity Unit should be renegotiated and should include specific key performance objectives including:*
  - *Numbers of kennel inspections performed against plan.*

---

<sup>13</sup> Rule 63.

<sup>14</sup> At chapter 16.

<sup>15</sup> At para 16.7.

<sup>16</sup> By a team of researchers convened by the Australian Working Dog Alliance.

<sup>17</sup> Which will be at para 6.3.

- *Explanations for kennel inspections not performed and actions to remedy non-performance.*
- *Reporting obligations to NZGRA including requirements for detail, quality and timeliness kennel inspections reports.*
- *Formal guidelines for the performance of kennel inspections should be introduced. These should include a count and report of all greyhounds held on the property at inspection.*
- *Further liaison should take place between NZGRA and the RIU to quantify and address any evidence knowledge gap and to develop the formal guidelines for the performance of a kennel inspection. A further option to remedy this could be to review the practices in the UK whereby an annual vet inspection of each licenced property is also required.*

4.10 In response, a new service level agreement was entered into between NZGRA and RIU. It makes detailed provision for kennel inspections, applying the standards in the Code of Welfare. A standard inspection report has been introduced. The RIU aims to conduct kennel inspections of all 55 public trainers at least once a year and owner-trainers at least once every two years. Inspections are generally unannounced. The total number of inspections during the last four seasons has been 96, 102, 80 and 85 in 2016/17. Where breaches are detected the trainer is required to take remedial action which is monitored by follow-up visits. To date there has not been any breach of such gravity or repetition as to require disciplinary action.

4.11 While generally content with the way in which arrangements for kennel inspections are working, NZGRA would prefer that all kennels are inspected once a year, not just those operated by public trainers. I agree that is desirable. Annual inspections would also provide an opportunity to improve the reliability and accuracy of the database. As I will discuss later,<sup>18</sup> an annual visit to all kennels will enable the RIU to report on the dogs present and provide the NZGRA with the means of verifying the accuracy of its database.

4.12 The RIU also takes responsibility for ensuring that the Rules of Racing and welfare standards are observed at race meetings. That includes responsibility for veterinary checks, swabbing and the detection and prosecution of breaches of the Rules. The RIU's operations at the meetings of all three codes are reported monthly. To the extent that they impact on greyhound safety, the RIU's role will be examined in more detail later. It is worth mentioning at this stage, however, that the breaches detected by the RIU at race meetings, and which lead to disciplinary action, do not give rise to concern that there is widespread flouting of the Rules.

4.13 The most common breach (17 in the 2016/17 year to date) is of rule 69 which prohibits the weight of a greyhound varying by more than 1.5 kilograms from its weight at its last start. The most serious offending, the use of a prohibited substance, has resulted in 52 convictions over the last 6 years, an average of a little over eight each season notwithstanding the high risk of detection and substantial penalties involved.<sup>19</sup> In most cases it is found that the prohibited substance has been inadvertently ingested. There is no evidence of widespread doping.

---

<sup>18</sup> At para 5.25.

<sup>19</sup> Fines of up to \$5,000 are routinely imposed.

## *Awareness of welfare standards*

4.14 The WHK report found that 40% of trainers did not know that NZGRA had an animal welfare policy. It saw the need for more education and recommended:

- *Existing trainers should be encouraged to undertake the training assessments in place for new trainers and further work should be undertaken to increase knowledge and awareness of industry participants of welfare minimum standards and best practices. Furthermore, all training materials, welfare standards and policies should be made easily accessible for all industry participants, for example on the NZGRA website.*
- *In cases where welfare issues are identified by NZGRA, consideration should be given to requiring existing trainers to undertake the training assessment in order to retain their trainer licence.*

4.15 NZGRA prepared a Breeders Education Pack and its welfare standards are now published on the NZGRA website. No other steps have been taken to implement the recommendations of the WHK report. It is envisaged that once the welfare standards have been finalised, NZGRA will develop an education package. It is considering partnering with other agencies to achieve this.

## *Vaccination*

4.16 The WHK report recorded concerns by club vets that there was no requirement for vaccinations to be kept up to date after naming registration.<sup>20</sup> This was of concern as kennel cough vaccinations are required annually and parvovirus vaccinations every three years.

4.17 In order to meet these concerns it was recommended:<sup>21</sup>

- *NZGRA should liaise with NZGRA vets to establish which vaccinations are required to be kept up-to-date. These requirements should be included in the animal welfare procedures to be implemented by NZGRA. Vaccination certificates could be supplied to NZGRA on an annual basis to ensure that all racing greyhounds are fully vaccinated at all times and any greyhounds without the appropriate certification should not be permitted to race.*

4.18 A greyhound will not be accepted into the GAP programme without proof of current vaccinations. There is no other obligation on licensed persons to maintain vaccinations. A puppy must be vaccinated by four months of age. Confirmation is required when the puppy is registered. Rule 96.1 requires vaccination certificates as specified by the Chief Executive to be supplied at the time of an application for Naming. Rule 96.2 requires an owner to provide an up to date vaccination certificate at such time and/or at such intervals as the Board may prescribe. There seems to be no reason why this power should not be exercised so as to ensure that all registered greyhounds are fully vaccinated. Trainers could simply be required to submit a certificate of revaccination of each registered greyhound<sup>22</sup> on the anniversary of their Naming Registration. Alternatively, proof of up-to-date vaccinations could be required before a greyhound is permitted to race.

---

<sup>20</sup> At para 7.3.2.

<sup>21</sup> At para 8.3.

<sup>22</sup> At its meeting on 5 May 2016 the Welfare Committee strongly recommended the introduction of a new requirement for evidence of a booster shot for kennel cough at the time of Naming registration.

### *Livebaiting and deadbaiting*

- 4.19 The use of a bird or animal, dead or alive, for training or otherwise in connection with greyhound racing, is proscribed by Minimum Standard No 16 of the Code of Welfare. Evidence of the abhorrent practice of livebaiting in some Australian states raised concerns that it may be occurring in New Zealand. While there have been no confirmed instances of either livebaiting or deadbaiting in New Zealand in recent years, there is an investigation currently underway which may reveal evidence of relevant breaches of the Code of Welfare.

## 5. Population management – improving the database

- 5.1 Racing greyhounds are mainly bred in New Zealand. Some are imported from Australia. Most of those bred in New Zealand will race though, for one reason or another, a significant minority will not. A major concern is what happens to the animals that do not race and to racing greyhounds on their retirement from racing. Those who are not retained by their owners or trainers, either as pets or for breeding purposes or rehomed, face euthanasia. In Australia, the premature death of such greyhounds is termed “wastage”.<sup>23</sup> The goal is to develop and implement policies and practices which will ensure that, illness and accident excepted, greyhounds will have a normal lifespan.
- 5.2 An immediate obstacle to accurate analysis and remedial action has been the absence of reliable data. This was recognised by the WHK report which made recommendations designed to achieve the goal of implementing a regime whereby:

“Through registration, record keeping and tracking, the identity and location of a greyhound is known from birth until retirement, including what happens to each greyhound at the point of retirement, whether retirement from racing or from breeding.”

The report continued:<sup>24</sup>

“Database management, reporting and accountability must be improved in order to achieve this”.

- 5.3 The recommendations made by WHK were directed to specific concerns in relation to registration, record keeping and tracking. Before considering them it is convenient to review in chronological order the steps prescribed or required to ensure that accurate data is obtained in relation to individual greyhounds and the overall greyhound population. The first is breeding.

### *Breeding*

- 5.4 All persons involved in the breeding of a greyhound must be registered by NZGRA.<sup>25</sup> Specifically the Rules require the Stud Master, Breeder, or Litter Master of a greyhound to be used for breeding to apply for registration. The Stud Master is the person having the charge, care or control of a male greyhound registered for purposes of breeding; the Breeder is the owner of a greyhound bitch intended to be used for breeding; the Litter Master is the person who is physically responsible for a bitch at the time of whelping. Rule 77 requires the GRNZ to keep separate registers of Stud Masters, Breeders and Litter Masters (as well as owners, trainers and handlers).
- 5.5 In the past, the licences issued on registration were for three years. With effect from 1 August 2017 licences will be for one year only.
- 5.6 A condition of the issue of a Breeders licence is that the breeder has a suitable facility. A licence will not issue until the facility has been inspected and approved by the RIU. A facility used for

---

<sup>23</sup> NSW Report para 1.5.

<sup>24</sup> At para 4.2.

<sup>25</sup> Rule 116.

artificial insemination must be registered and will not be registered until assessed as equipped and maintained to a standard suitable for artificial insemination.<sup>26</sup>

- 5.7 Stud dogs are required to be registered under Rule 110. There is no requirement for prior registration of a brood bitch although breeders will generally informally advise NZGRA by fax or phone call of the intended mating. However, on production of a bitch for mating with a registered stud sire, the Stud Master must require the certificate of registration of the bitch and the certificate of registration of the owner as a breeder and to compare the identification particulars in the certificate of registration with the bitch produced for service.<sup>27</sup> Where service is to be carried out by artificial insemination, prior approval of the Board of NZGRA is required.<sup>28</sup>
- 5.8 The brood bitch is identified for registration purposes when, within 14 days of service, the Stud Master or other authorised person is required to lodge with NZGRA confirmation of service in the prescribed form which includes the name of the sire and bitch mated, the date of service, registration number of the bitch, her colour and ear brand number and microchip identity and the name and address of the registered owner with evidence of registration as a breeder. At this point NZGRA is able to determine that a DNA Fingerprint analysis of the brood bitch has been carried out. Registration of a litter cannot take place or a greyhound recorded in the Stud Book unless both sire and dam have been DNA Fingerprinted.<sup>29</sup>
- 5.9 It is accordingly possible that a bitch will be serviced who has not been DNA Fingerprinted. This is likely to have repercussions for the breeder including non-renewal of his or her licence. Of equal or greater concern, however, is that a litter which cannot be registered will have been produced, an outcome which would be avoided if the brood bitch was required to be registered as such prior to service. The NZGRA advises that it intends to make it mandatory to register a brood bitch on retirement from racing.
- 5.10 Within 14 days of whelping NZGRA must be notified of the number of pups of each sex in the litter and of their colours. The litter is given an identifying number. Rule 115.1 requires the Stud Master or authorised person to lodge the prescribed form which contains particulars of the sire and bitch mated; the date of service; identifying particulars of the bitch; and the name and address of the registered owner and certificate of registration as breeder. If the bitch misses i.e. fails to whelp any live pups, NZGRA must be notified.

#### *Puppy registration*

- 5.11 Under the Dog Control Act 1996 all puppies are required to be microchipped before they are 16 weeks of age. Microchipping (and also ear branding) must be carried out in accordance with NZGRA Board requirements.<sup>30</sup> All greyhounds must be registered contemporaneously with ear branding and microchipping and in any event by no later than the age of four months.<sup>31</sup> In practice microchipping and ear branding is undertaken by a marking steward nominated on the application to register the litter who completes and returns the required form generated when the litter is registered.

---

<sup>26</sup> Rule 117.

<sup>27</sup> Rule 111.1.

<sup>28</sup> Rule 111.

<sup>29</sup> Rules 123.2 and 125.1.

<sup>30</sup> Rule 100.

<sup>31</sup> Rule 94.1.

- 5.12 There is a view that ear branding should not be required by the NZGRA as it is an unreliable means of identification and can cause a puppy unnecessary suffering. The NZGRA should consider whether it is necessary for the practice to continue. If it is, there should be a requirement that ear branding is done under local anaesthetic or otherwise so as not to cause pain to the puppies.

#### *Naming*

- 5.13 A greyhound cannot be nominated for a race or qualifying trial until it has been Named.<sup>32</sup> Naming is defined in the Rules as the allocation of an official name to a greyhound in accordance with the Rules.<sup>33</sup> All applications for the name of a greyhound must be endorsed by the nominated marking steward as “correct in markings”<sup>34</sup> and the application signed by the marking steward.<sup>35</sup> This usually occurs at around 14 months.
- 5.14 A “named” greyhound cannot race until it has satisfactorily completed a qualifying trial. Particulars of the successful trial are entered on the register as are particulars of every subsequent race. These particulars include the date and place of the race, the distance, the greyhound’s box number, its weight and where it was placed.

#### *Leaving the industry - deregistration*

- 5.15 At the time of the WHK report the Rules of Racing required the trainer to advise the NZGRA of the death of a greyhound and to provide a certificate detailing the cause of death.<sup>36</sup> There was provision for a greyhound to be deregistered but no obligation to do so. The WHK report concluded:<sup>37</sup>

“Due to a lack of compliance with these rules by industry participants and a lack of enforcement of the rules by NZGRA, there is a lack of transparency over the outcome for greyhounds leaving the racing industry. This lack of transparency is unsatisfactory and needs to be addressed.”

#### *WHK recommendations*

- 5.16 The WHK report made the following recommendations:

- *NZGRA Rules 132 and 133<sup>38</sup> covering deregistration should be amended so that they are aligned with the Greyhounds Australia Rule 106 and include reporting requirements for the outcome of all greyhounds from birth onwards.*
- *A registration category for greyhounds used as breeding stock should be added to allow for tracking of greyhounds that have retired from racing but are still used within the industry as breeding stock. The outcome of these greyhounds when they cease to be used for breeding should be reported in line with Rules 132 and 133*

---

<sup>32</sup> Rule 94.2.

<sup>33</sup> Rule 1.

<sup>34</sup> Rule 95.

<sup>35</sup> Rule 97.

<sup>36</sup> Rule 131.3.

<sup>37</sup> At para 3.3.5.

<sup>38</sup> Now rules 107 and 108.

- *In order to track greyhounds that have retired from racing, Rules 132 and 133 should be rigorously enforced by NZGRA and penalties should be set at a sufficient level to act as a deterrent to non-compliance. Compliance should be monitored by following up on greyhounds that are registered but have not raced for a set period of time (e.g. 3 months).*
- *Kennel inspections performed should include a verification of the numbers of greyhounds registered as kept by owners or trainers. This should include greyhounds whelped but not yet registered to race, racing greyhounds, breeding stock and retired greyhounds kept as pets.*
- *Audits of greyhounds registered as privately rehomed should also be performed to verify their whereabouts. Penalties should be set at a sufficient level to act as a deterrent to non-compliance.*
- *Reports identifying trends for the outcome of greyhounds leaving the industry, exception reports and reports of non-compliance should be created and generated as part of standard regular management reporting. Responsibility for the accuracy of the database should be delegated to specific members of staff and performance should be monitored.*

#### *National registration requirements*

5.17 Finally, the review team expressed concern that the NZGRA Rules did not require racing greyhounds to be registered under the Dog Control Act 1996. Section 42 of that Act requires all dogs to be registered but there is no requirement under NZGRA rules for racing greyhounds to be registered with the local councils whose responsibility it is to enforce the requirements of the Dog Control Act. The WHK report identified a lack of uniformity in the approach of local councils including the fees charged. Some councils do not charge a fee, others charge upwards of \$100 for each dog. Some councils make special arrangements with greyhound trainers requiring them to register only a certain number of dogs. The names under which dogs are registered may differ from their racing name. These differing approaches make it more difficult for NZGRA to achieve a uniform approach to dog registration and accurately record greyhound population numbers. The review team recommended:<sup>39</sup>

- *NZGRA should consult with the Department of Internal Affairs over the classification of racing greyhounds under the Dog Control Act and the provisions for potentially registering them as working dogs or otherwise. The results of this consultation should provide clear guidance to the industry and its participants on their registration obligations under the Dog Control Act.*
- *Based on these results, NZGRA should include in its rules requirements for its participants to comply with the Dog Control Act. Such rules should be monitored either through the kennel inspection process or through the race day identification checks that are already performed.*

---

<sup>39</sup> At para 4.2.

### *Response to recommendations*

5.18 The first of the recommendations<sup>40</sup> was swiftly implemented. Rules 132-134 were replaced. From 1 February 2014:

- The registered owner is responsible for the welfare of every greyhound of which he or she is the registered owner: rule 108.1.
- The registered owner is required to make acceptable arrangements for retiring greyhounds. Deregistration of a greyhound can occur only if it is:
  - (a) retained as a pet;
  - (b) boarded at a licenced kennel;
  - (c) boarded at a kennel licenced by the local territorial authority;
  - (d) found a home through the Greyhound as Pets Trust;
  - (e) sold or found a home by the owner; or
  - (f) euthanased in accordance with rule 107.

5.19 Rule 107 requires euthanasia to be carried out by a veterinarian except in a medical emergency. Within 14 days the owner is required to return the certificate of registration together with a veterinarian's certificate certifying death.

5.20 There has been no rule change to ensure that greyhounds used at breeding stock are registered accordingly, although the Greyhound Deregistration booklet which is required to be used for the deregistration process includes a category "retired for breeding purposes". However, as earlier noted,<sup>41</sup> there is no separate register of greyhounds in this category. Nor is there any requirement for their deregistration when they cease to be used for breeding purposes. This is an omission which should be rectified. It would not be burdensome to require a breeder to apply to register a bitch for breeding and a separate register of brood bitches established.

### *Enforceability*

5.21 According to the NZRB report of 29 July 2014 "proactive monitoring" is provided by a new programme in the NZGRA database which also allows tracking of a dog's racing patterns to show if a dog has not raced within certain dates and dogs that have been named but not raced. The 2015 report said that NZGRA generates a report that shows dogs that have not raced for three months. A follow up process then takes place requiring a response from the owner in 7 days. If there is none, the RIU is involved.

5.22 My enquiries indicate that there has been no systematic attempt to monitor compliance with rules 107 and 108 or to follow up detected instances of non-compliance. As the data to which I will later refer shows, most greyhounds who are not registered for racing and a significant number of those who retire from racing are not being deregistered. As a result the database is

---

<sup>40</sup> At para 5.15 above.

<sup>41</sup> At para 5.9.

clogged up with greyhounds who have long ceased to race and whose fate is unknown. A systematic purge of the database is required in tandem with rigorous monitoring of compliance with registration and deregistration requirements. NZGRA advises it investigated but discarded purging the database because it would compromise the overall integrity of the registry. I do not suggest any action that would have that consequence. The goal is to build and maintain a database which provides up-to-date, easily accessible and accurate information on every greyhound born or imported into New Zealand.

#### *Verification of data*

5.23 RIU kennel inspection procedures now incorporate specific requirements to count greyhounds in each of the following categories:

- Puppies not yet registered;
- Ear branded/micro chipped but not registered to race;
- Registered to race;
- Breeding stock;
- Retired.

5.24 The NZRB 2014 report stated that the RIU had obtained scanners that enabled inspectors to obtain the microchip numbers of greyhounds when undertaking kennel inspections. These would be sent to the NZGRA for verification against the database. To date, inspectors have not routinely recorded every dog present. If required, however, it will undertake a random check.

5.25 As earlier suggested,<sup>42</sup> this should change. The kennel inspections undertaken by the RIU provide a golden opportunity to check what is in the database against what is actually happening. I recommend that in the course of kennel inspections the RIU undertake a census of dogs present and report the results to the NZGRA. This will enable the NZGRA to make any necessary corrections to its database. When relicensing, trainers should be required to provide a return of all dogs in their kennels. Any discrepancies with the database will be exposed and corrected when an audit is undertaken by the RIU on its next kennel inspection.

5.26 No steps have been taken to audit greyhounds that have been privately rehomed. Unless put on notice or alerted by an obvious irregularity, there is no check of the accuracy of information provided in support of an application to deregister. The recommendation of WHK in this regard should be acted on.

5.27 A possible consequence of unsuccessful rehoming and/or the absence of stringent deregistration requirements are reports of greyhounds used for hunting purposes and suffering injuries and other ill-effects as a result. There are also reports of interbreeding for hunting purposes. One means of curbing such activities which the NZGRA should give consideration to is to require every greyhound deregistered to be de-sexed unless deregistered for authorised breeding purposes.

---

<sup>42</sup> At para 4.11.

5.28 The NZRB 2014 report noted that:

“Full statistics are reportable through the NZGRA database ensuring the information is reliable. Monthly statistic reporting ensures the Welfare Manager is monitoring certain trends in the accuracy of the data in the database. Spot checks on forms by the Welfare Manager validate that data imputing accuracy is maintained”.

The 2015 report referred to evidence that these processes were being followed.

5.29 The analysis of the database which follows confirms that much of the data recorded is reliable. However, there are major omissions particularly in relation to deregistration and the tracking of individual greyhounds that careful monitoring should have detected.

5.30 Rule 85.5 now provides that a Licenced Person must at all times comply with the provisions of the Dog Control Act 1996. That Act requires owners to register their dog with the local territorial authority at three months of age. I was made aware that this requirement is not always observed. NZGRA has been approached by at least one council to require proof of registration before accepting a greyhound for racing or permitting it to race. That suggestion has not been acted on by NZGRA.

5.31 NZGRA should take all reasonable steps to ensure that greyhound owners comply with their obligations under the general law, the Dog Control Act in particular. Proof of registration with a territorial authority should be a condition of registration for Naming and checks undertaken on raceday.

#### *Closing the remaining gaps*

5.32 Compliance with existing rules and stringent monitoring should largely achieve the goal of tracking each greyhound from birth until deregistration. However, a few gaps remain.

5.33 Breeders are not required to account for puppies whelped but microchipped and registered and, as will become apparent when the data is examined, a high proportion of dogs “go missing” between registration following microchipping and registration for racing. It is recommended that when a litter is registered following microchipping, owners are required to account for any of the original litter that is not being registered. Following registration at this point there should be an explicit requirement for owners to comply with the obligation to de-register and to register the transfer of greyhounds under rules 108 and 109. It appears these rules may have been interpreted as applying only to greyhounds who have been registered for racing. If required for the purpose of clarification, the rules should be amended to make clear that the obligation to deregister applies to all greyhounds.

5.34 There is also a need to ensure that registered greyhounds at all times remain in the care and control of a licensed person. I was made aware that some owners entrust the training of young greyhounds to persons known colloquially as “breakers” who may not be licensed as trainers or operate from licensed premises. There is currently nothing in the Rules to prevent this. A rule change is required to ensure that a registered greyhound is kept in licensed premises in the care and control of a licensed person at all times.

## 6. Population management – the data

### *Licenseholders*

- 6.1 Although the Rules require the separate registration of Studmasters, Breeders and Litter Masters, there is no distinction made in the NZGRA database. They are all identified as Breeders. There are 73 registered. For convenience the current licenseholders in all categories are set out below:

Type of Licence	
Breeder	73
Handler	175
Owner	213
Owner/Handler	80
Owner/Trainer	156
Public Trainer	43
Public Trainer Partnership	30
<b>Total</b>	<b>770</b>

In the past, licenses have been issued for three year periods. With effect from 1 August 2017 they are being issued for one year only.

### *Greyhound breeding numbers*

- 6.2 The NZGRA database records the numbers of litters and greyhound puppies whelped since the 2001/02 season, distinguishing between natural and artificial insemination of the dam. As the following table shows,<sup>43</sup> over recent years the proportion of dams inseminated artificially has grown significantly.

Count of Dam	Method		
Season	AI	Natural	Grand Tot
2001/2002		129	129
2002/2003		158	158
2003/2004		127	127
2004/2005		108	108
2005/2006		134	134
2006/2007		125	125
2007/2008	1	123	124
2008/2009	19	87	106
2009/2010	68	56	124
2010/2011	72	66	138
2011/2012	85	68	153
2012/2013	73	63	136
2013/2014	92	47	139
2014/2015	97	44	141
2015/2016	118	54	172
2016/2017	79	35	114
<b>Grand Total</b>	<b>704</b>	<b>1424</b>	<b>2128</b>

<sup>43</sup> Appendix 3, Table 2.1.

6.3 The NZGRA Code of Welfare introduced measures to improve the quality of breeding programmes by requiring:

- That no bitch younger than 15 months old or over the age of eight years may be mated.
- Limiting the maximum number of litters a bitch may have to six, subject to the NZGRA granting permission for up to two additional litters in exceptional circumstances.
- Requiring one clear season after every two consecutive litters.<sup>44</sup>

6.4 Just under one half of all dams giving birth over the period (1965) had only one litter.<sup>45</sup> 41% had two or three litters. Just over 10% had four litters or more.

6.5 Most dams had a single litter in a season; 107 had two (four of them twice).<sup>46</sup> The average age of dams reduced slightly over the period from 5.8 to 5.6 years as can be seen from table 2.3.

6.6 While most dams have one or two litters and only one in ten have had four or more, it is not uncommon for dams to have litters in successive seasons. Over the period 2009/10 – 2016/17, contrary to what is now required in the Code of Welfare, 124 dams had litters in three or more successive seasons on at least one occasion. Two dams<sup>47</sup> had litters in seven successive seasons, from 2009/10 to 2015/16 inclusive.<sup>48</sup>

6.7 The numbers of litters whelped and puppies born, has trended upwards since 2009/10 but dropped dramatically as the following table shows.<sup>49</sup>

**Litters/puppies whelped**

	9/10	10/11	11/12	12/13	13/14	14/15	15/16	16/17
<b>Litters whelped</b>	124	138	153	136	139	141	172	114
<b>No. of puppies</b>	737	924	943	849	800	839	1045	675
<b>Average litter size</b>	5.9	6.7	6.2	6.20	5.8	6.0	6.1	5.9

6.8 It has been challenging to extract reliable information from the NZGRA database as to the progress of puppies through their careers. However, at least since 2013/2014 there appears to be an accurate record of puppies whelped and registered following microchipping and ear branding and of those who have been “named” (registered for racing), trialled and raced. The table below tracks the stages through which puppies whelped in each year have passed.<sup>50</sup> Hence, only a minority of those whelped in the 2015/16 season have been registered to race and even fewer have trialled and raced.

<sup>44</sup> Greyhound Industry Minimum Standard No 12.

<sup>45</sup> Table 2.4.

<sup>46</sup> Para 2.5.

<sup>47</sup> Perfect Token and Winsone Uno

<sup>48</sup> Table 2.6.

<sup>49</sup> Table 2.7.

<sup>50</sup> Some of the figures differ from those used in the WHK report. Those extracted from the database (table 3.1.2) for the purpose of this report have been preferred. There are minor discrepancies between tables 2.7 and 3.1.2 as to the numbers whelped. Those in table 2.7 come from the whelping report. The additional 29 pups in table 3.1.2 (over five seasons) represent a notional increase required to reconcile the numbers with those in the Named (NZ Dogs) report.

### Puppies tracked

Season	Whelped	Earbranded	Registered to Race	Trialled	Raced	Whelped Not Raced
2009/2010	737	529	529	493	482	255
2010/2011	924	729	724	683	669	255
2011/2012	944	873	705	680	669	275
2012/2013	850	819	679	643	634	216
2013/2014	807	784	614	568	563	244
2014/2015	853	850	667	616	601	252
2015/2016	1051	993	341	263	226	825
2016/2017	675	516	0	0	0	675
2009/2010	% of Total Whelped	72%	72%	67%	65%	35%
2010/2011		79%	78%	74%	72%	28%
2011/2012		92%	75%	72%	71%	29%
2012/2013		96%	80%	76%	75%	25%
2013/2014		97%	76%	70%	70%	30%
2014/2015		100%	78%	72%	70%	30%
2015/2016		94%	32%	25%	22%	78%
2016/2017		76%	0%	0%	0%	100%

- 6.9 The proportion of pups who are whelped but who do not race is broadly in keeping with the findings of the WHK inquiry. Based on the 2009/10 and 2010/11 seasons, the WHK report concluded that some 35% of all greyhounds whelped do not race.<sup>51</sup> This was found to be comparable with the proportion in other countries. (The figure in New South Wales was 40%). The figure of 35% is less than indicated by total figures for the period 2001/02 - 2016/17 which show that, of 12,834 puppies born, the number raced was 7,604 or 59.2%.<sup>52</sup> No consistent pattern appears from the records of puppies tracked since 2014. The above table indicates that the proportion of puppies who do not race may have come down to 30% but it is too early to draw firm conclusions.
- 6.10 Some comment is required on the numbers of puppies born in the 2015/16 and 2016/17 seasons which are out of keeping with the pattern established over the previous five seasons. The lower number for the 2016/17 season appears to be a response to exceptionally high numbers of greyhounds bred the previous season. The average of 863 for the two seasons is in line with the previous seasons. The spike in 2015/16 is largely attributable to 3 breeders, one of them relatively new to the industry. The numbers bred by the two established breeders dropped back to previous levels in 2016/17.
- 6.11 Of those greyhounds who were not registered for racing, not enough is known. Only 223 greyhounds in that category have been deregistered in the last four seasons. As table 3.3.2 shows, 51 were rehomed or kept as a pet, 13 died as a result of an accident or natural or other causes, there was no reason in two cases, with the remainder (157) euthanised. Over the same period, a total of 2898 named (registered for racing) dogs were deregistered. The following table<sup>53</sup> shows deregistrations of greyhounds registered for racing over the period in each of the categories provided by rule 108 and the additional category of deregistration for breeding purposes.

<sup>51</sup> Para 3.3.1.

<sup>52</sup> Table 3.1.2.

<sup>53</sup> Based on table 3.4.

	2013/14	2014/15	2015/16	2016/17	Total
<b>Retained as Pet</b>	48	70	67	39	224
<b>Sent to GAP</b>	107	252	206	201	766
<b>Sold/gifted</b>	13	64	40	39	156
<b>Breeding</b>	27	62	64	46	199
<b>Died</b>	48	25	18	36	127
<b>Euthanised</b>	228	361	431	270	1290
<b>Other/no reason</b>	26	61	31	18	136
<b>Total</b>	497	895	857	649	2898

- 6.12 Of those deregistered, the vast majority (2775) had raced.<sup>54</sup> Of those greyhounds who had not raced, 101 had not trialled, 22 had trialled but not raced. This points to a widespread failure to deregister dogs who do not race. An average of 250 greyhounds were whelped but did not race in each of the seasons 2009/10 – 2014/15.<sup>55</sup> Yet on average only 56 greyhounds in that category were deregistered in the last four seasons.
- 6.13 Over the same period a total of 2898 named (registered for racing) dogs were deregistered.<sup>56</sup> This represents most of those who retired from racing over the period but there is reason to think that in this category too there has been a failure on the part of some owners to comply with their obligations under the rules.
- 6.14 Table 3.8.2 shows the greyhounds who ceased racing in each season since 1989/90, distinguishing between New Zealand born and imported (Australian born) dogs. It must be assumed that most of the dogs who last raced in the 2015/16 season or before would meet the requirements for deregistration. Yet 142 imported dogs and 353 New Zealand bred dogs who ceased racing in the three seasons 2013/14 – 2015/16 remain registered for racing. Several thousand other greyhounds who ceased racing in earlier seasons remain on the register.
- 6.15 As already noted<sup>57</sup> the WHK report recommended that, in order to track greyhounds that have retired from racing, rules 107 and 108 should be rigorously enforced and compliance monitored by following up on greyhounds that are registered but have not raced for a set period of time. In its reports to the minister in 2014 and 2015 the NZRB noted that compliance with the deregistration process became mandatory from 1 February 2014. The 2014 report said proactive monitoring was being provided by a new programme in the NZGRA database which enabled NZGRA to track dogs named but not raced. The 2015 report stated:
- “The NZGRA database generates a report that goes back three months from the current date, and reports on dogs that had not raced within this period. The Animal Welfare Officer then commences a follow-up process with the dogs owner which requires a response within seven days from the owner. If an adequate response is not received from the owner within seven days, the RIU is advised.”
- 6.16 I have seen no evidence that this has been implemented. If it has been, it has not been effective.

<sup>54</sup> Table 3.4.

<sup>55</sup> The equivalent figure for greyhounds microchipped/ear branded who did not race is less (161) but is depressed by what appear to be unreliable ear branded numbers for the 2009/10 and 2010/11 seasons. If they are excluded, the average is 250.

<sup>56</sup> See table 3.3.1.

<sup>57</sup> Para 5.16 above.

## Racing population

6.17 The number of greyhounds racing in each of the last 5 seasons is in table 4.6.1 which is reproduced for convenience below.

Birth Co	Sum of Raced 2012/13	Sum of Raced 2013/14	Sum of Raced 2015/16	Sum of Raced 2015/16	Sum of Raced 2016/17
NZ	1440	1576	1601	1532	1565
AUS	643	626	598	583	575
<b>Grand Total</b>	<b>2083</b>	<b>2202</b>	<b>2199</b>	<b>2115</b>	<b>2140</b>

6.18 By deducting the number of dogs who raced in each season but not in the subsequent season (as shown in table 4.6.2) it is possible to calculate the number racing for the first time (table 4.6.3). It largely confirms the numbers recorded in the database as set out in 4.6.4 which is also reproduced below.

Count of DogNa Birth Country	First Race Season			
	2013/2014	2014/2015	2015/2016	2016/2017
NZ	694	613	550	667
AUS	254	257	248	254
<b>Grand Total</b>	<b>948</b>	<b>870</b>	<b>798</b>	<b>921</b>

6.19 As appears from table 4.1, the careers of the greyhounds who raced over the period since 2001/02 (excluding those currently racing) ranged from less than 100 days (11.3%) to, in a handful of cases, more than 1,500 days. The median is 511 days or 17 months.

6.20 The total number of races in a greyhound's career varied similarly. Of those dogs whose careers are known to have come to an end (and have been deregistered) 16.9% raced less than ten times.<sup>58</sup> At the other extreme, 5.6% raced more than 100 times, over 200 times in five instances. The median is 35, the average 41.

6.21 Most racing is over short or middle distances. More than half the races (56.2%) were of under 400 metres, while most of the rest (40.6%) were of between 450 and 550 metres.<sup>59</sup>

6.22 The average number of races per season of each dog recorded in the database as having raced is 13 (median 12). Only rarely has a dog raced more than 50 times in a season. The vast majority race no more than 40 times.<sup>60</sup>

<sup>58</sup> See table 4.4.

<sup>59</sup> Table 4.2.

<sup>60</sup> See table 4.5.

## 7. Population management - euthanasia

- 7.1 The WHK report found that 30% of greyhounds retiring between 2009/10 and 2011/12 were recorded as deceased. Though including animals who died of injury, accident and illness, the 30% was thought likely to understate the proportion who were euthanised.<sup>61</sup> The review team regarded the situation as “not sustainable”.<sup>62</sup>
- 7.2 The report noted dramatic variations in the approach of trainers to euthanasia and the measures that can ameliorate the need for it except as a last resort. Its survey of trainers showed that while most (77%) had had a healthy greyhound euthanised, almost one quarter of trainers had never had a healthy dog euthanised.<sup>63</sup> The main reason for euthanising a healthy greyhound was identified as its unsuitability as a pet. But assessments of unsuitability varied widely. Some trainers said that 20% of retired dogs were unsuitable for rehoming. Others said it was rare for a greyhound to be unsuitable for adoption as a pet.
- 7.3 The WHK report recommended adopting a rule similar to a rule in force in the United Kingdom which would make euthanasia acceptable only as a last resort and that, except in cases of emergency, only a veterinarian should be allowed to perform euthanasia.
- 7.4 The report recommendations were:<sup>64</sup>
- *NZGRA should introduce a rule such as GBGB<sup>65</sup> Rule 18 where the onus for the welfare of a retiring greyhound is firmly placed on the owner of the greyhound and euthanasia is only considered acceptable as a last resort. Monitoring of euthanasia cases and trends should be undertaken to identify cases where individuals are potentially abusing the letter and spirit of the rule and appropriate investigation of such cases should be undertaken.*
  - *Rule 132.2 should be amended to ensure that other than in cases of emergency, only a veterinarian should be allowed to perform euthanasia. Enforcement and monitoring of this should also be performed.*
  - *Cases of emergency euthanasia by parties other than veterinarians should require appropriate evidence of the situation to be provided to NZGRA and cases should be monitored for potential abuse of the rules.*
- 7.5 The recommendations were acted on with the introduction of rules 107 and 108, effective from 1 February 2014. The new rules are in similar terms to GBGB Rule 18 except as they relate to enforcement. GBGB Rule 18 stipulates a penalty and/or disciplinary action in the event of non-compliance. There is provision for a fine of up to \$10,000 and/or permanent disqualification from involvement in greyhound racing for a breach of rule 107 (governing euthanasia) but not of rule 108 relating to deregistration generally.
- 7.6 Regrettably the initiatives taken as a result of the WHK report have not had the hoped for effect. The number of greyhounds reported as euthanised continues at high levels with evidence of widespread non-compliance with reporting requirements strongly suggesting the true figure is much higher.

---

<sup>61</sup> At para 3.2.

<sup>62</sup> At para 4.6.

<sup>63</sup> At para 4.6.

<sup>64</sup> At para 4.6.

<sup>65</sup> Great Britain Greyhound Board.

- 7.7 The greyhounds deregistered as a result of being euthanised over the seasons 2013/14 – 2016/17, distinguishing between those registered for racing and those who are not, with the stated reason for euthanasia, are summarised in the following table:<sup>66</sup>

Reason	Registered for Racing	Not Registered for Racing	TOTAL
Age	44	-	44
At owners request	151	30	181
At track	167	1	168
Failed GAP assessment	1	-	1
Injury	321	43	364
No Reason	193	21	214
Non-recoverable treatment	80	12	92
Unsuitable for rehoming	333	50	383
	<b>1290</b>	<b>157</b>	<b>1447</b>

In addition 127 dogs registered for racing and 13 who were not registered for racing were reported to have died of other causes.

- 7.8 The average age of those registered for racing and euthanised was 3.6.<sup>67</sup> Those who were not registered for racing were much younger, on average 1.5 years.<sup>68</sup> By way of comparison, the age of those recorded as having died since recording began (7593) or euthanised (1298) is, respectively, 3.8 and 3.6 years.<sup>69</sup>
- 7.9 Of the greyhounds who had raced (1212), 386 or 31.8% were euthanised within 5 days of their last race and the majority (792 or 65.3%) within 50 days.<sup>70</sup> Obviously those who were euthanised at a race track because of injury suffered while racing will account for most of those euthanised within 7 days of racing. But, as the reasons for euthanasia show,<sup>71</sup> there were less convincing explanations given in some cases - unsuitable for rehoming in 53 of the 366 cases and no reason at all in 22 cases. The overall impression is that in many cases the information provided is inaccurate or incomplete and that deficiencies have not been identified and acted on when deregistration took place. It seems unlikely, for example, that dogs were euthanised at a racetrack more than 5 days after their last race as is reported to have occurred in 17 cases,<sup>72</sup> in eight cases more than 100 days later. It is implausible that a dog can be judged unsuitable for rehoming and euthanised for that reason within a few days of its last race. No reason was given in many (175) cases.
- 7.10 Unfortunately Rules 107 and 108 do not require an owner to explain or justify a decision to euthanise. The form makes provision for an explanation but there is no obligation to provide one. That is clearly something that needs to be rectified as part of a range of measures required if

<sup>66</sup> Based on tables 3.3.1 and 3.3.2.

<sup>67</sup> Table 3.7.1.

<sup>68</sup> Table 3.7.2.

<sup>69</sup> Table 3.7.1.

<sup>70</sup> Table 3.6.

<sup>71</sup> As tabulated in the second part of table 3.6.

<sup>72</sup> 3.6.

euthanasia is to be a last resort and not simply a convenient means of disposing of an animal that is no longer of use to its owner. NZGRA advises it is currently drafting a rule change that will require approval before a dog is euthanised. This will include an assessment of whether the animal is suitable for rehoming.

7.11 It has already been noted that most of the dogs who have not been registered for racing have not been deregistered.<sup>73</sup> With an average of 250 dogs per season in this category and an average of only 56 deregistered, the fate of the remainder (194 in each season or 776 for the four seasons under review) is unknown. It is also to be noted that 142 imported dogs and 353 New Zealand born dogs who retired from racing between 2013/14 and 2015/16, 495 in total, have not been deregistered.<sup>74</sup>

7.12 To summarise the known or likely position for the seasons 2013/14 – 2016/17:

Greyhounds known to have been euthanised	1447
Greyhounds known to have died for other reasons	140
Greyhounds not registered for racing unaccounted for	776
Greyhounds registered for racing not accounted for	495
	<hr/> 2858

There is nothing to show what has happened to the 1271 dogs who are unaccounted for.

7.13 It is clear that the steps taken since the WHK report have been ineffective to reduce the number of greyhounds being euthanised and to ensure that accurate records are kept of deaths for any reason. Difficult structural issues that will be considered in the succeeding sections must be addressed if the numbers euthanised are to be reduced, but there is no good reason why accurate records cannot be kept. It is imperative that NZGRA put in place processes that ensure that the life of every greyhound whelped is tracked. That will require a level of commitment to monitoring and enforcement that has not been achieved to date.

7.14 Euthanasia is the inevitable outcome when the number of greyhounds who do not race or retire from racing (and who are not used for breeding purposes) exceed the number that can be given a home as a pet. What are the steps that can be taken to achieve a balance? They appear to be:

- (a) Reduce the number and improve the quality of greyhounds born and/or imported.
- (b) Extend the racing careers of greyhounds.
- (c) Expand the opportunities for rehoming.

Each will be considered in turn in the next sections.

---

<sup>73</sup> Para 6.12 above.

<sup>74</sup> See para 6.14 above.

## 8. Population management – breeding controls

8.1 When WHK reported, there were no controls over the number or quality of greyhounds being bred. The authors noted<sup>75</sup> that there were no such restrictions operating in other jurisdictions and other racing codes, concluding that there were legal constraints to regulation<sup>76</sup>. They recognised that while it is inevitable that some animals will not have the ability or temperament to race, a responsible breeding programme will bring those numbers down significantly. Drawing on Australian studies and experience which indicated that breeder education could achieve meaningful reductions in the numbers of greyhounds bred who do not race, the report recommended:

- *NZGRA should introduce a breeding registration and education program which will include registration of breeding facilities, education in breeding techniques, difficulties and costs, and assessment procedures for registration of breeders. Furthermore, proactive monitoring and follow-up should be undertaken where unsuccessful litters are whelped.*
- *As such a program has already been developed in Victoria and shown signs of success, it is recommended that NZGRA liaises with Greyhound Racing Victoria with a view to adopting their program. The program should include monitoring of breeding practices and actions to be taken if those practices are found to be unsatisfactory.*

8.2 Further issues of concern identified by the WHK report were:

- Subsidies paid to breeders for registering a stud dog in New Zealand. The cost then was \$115 compared to AUD\$1,000 in Australia. This was seen by the review team as encouraging further breeding when there is already an oversupply of greyhounds.
- The absence of information as to the incidence of inherited disorders. Minimum Standard 7 of the Animal Welfare (Dogs) Code of Welfare 2010 issued by the Ministry for Primary Industry requires breeders to make “all reasonable efforts” to ensure that the genetic make-up for both sire and dam will not result in an increase in the frequency or severity of known inherited disorders.

8.3 The WHK report recommended:

- *There should be no subsidies for breeding paid in a situation where there is already an oversupply of greyhounds.*
- *NZGRA should incorporate Minimum Standard 7 of the Animal Welfare (Dogs) Code of Welfare 2010 issued by the Ministry for Primary Industries on inherited disorders in its own breeding regulations and ensure that new education programs developed for breeding include education on inherited disorders.*

8.4 The first and second of these recommendations has been largely implemented. NZGRA has a breeding registration system which appears to be operating satisfactorily. In 2014 it produced a Breeder Education Pack which is a comprehensive manual of the practicalities of breeding greyhounds and the associated obligations. NZGRA has forged a strong relationship with

---

<sup>75</sup> At para 4.3.

<sup>76</sup> Restraint of trade and human rights legislation were identified.

Greyhound Racing Victoria and regularly exchanges information on practices and standards including those related to breeding.

- 8.5 The 2014 NZRB report acknowledged that over time breeding subsidies should be reduced and eventually eliminated but said “major industry contributors” need advance notice of such a change to enable them to “align their business plans”. Despite those concerns, a new fee structure was introduced on 1 February 2014. The subsidy of \$1,100 on stud dog registration has been removed. New registration fees of \$50 per puppy and \$500 per imported dog have been introduced with the income “ring-fenced” for future welfare initiatives.
- 8.6 The Minimum Standards in the Dog Code of Welfare 2010 have been written into the NZGRA Welfare Code and NZGRA works closely with veterinarians and Massey University to monitor undesirable trends that emerge overseas and could impact on New Zealand breeding.<sup>77</sup>
- 8.7 To date the initiatives taken as a result of the WHK recommendations appear to have done nothing to reduce the numbers of greyhounds being bred or the proportion who never race. The number of litters whelped has continued to increase. As the following table shows, the numbers of New Zealand greyhounds born each season significantly exceeds the numbers of New Zealand bred dogs retiring from racing.<sup>78</sup>

	2013/14	2014/15	2015/16	2016/17
<b>Bred</b>	800	839	1045	675
<b>Retired</b>	559	590	619	634
<b>SURPLUS</b>	<b>241</b>	<b>249</b>	<b>426</b>	<b>41</b>

- 8.8 The number of greyhounds surplus to requirements is roughly equivalent to the number (220 on average each season) who never race.<sup>79</sup> As will be discussed later<sup>80</sup> the NZGRA has retained consultants to assist it with the development of a modelling tool which will assist it to address this sort of imbalance.

### *Importing*

- 8.9 The numbers of greyhounds imported has reduced over the period with GRNZA reporting<sup>81</sup> that import numbers have been set at “around 250” per year. The report continued:

“Any significant increases can be identified daily/monthly and the Board have agreed that a moratorium can be enacted until the numbers balance again.”

- 8.10 The numbers of imported greyhounds as set out in the table below<sup>82</sup> broadly coincides with the numbers of imported (Australian) greyhounds racing for the first time<sup>83</sup> and approximate the number of imported greyhounds retiring from racing.<sup>84</sup>

<sup>77</sup> 2014 NZRB Report para 8.

<sup>78</sup> See table 4.6.2.

<sup>79</sup> See para 7.11 above.

<sup>80</sup> Chapter 11.

<sup>81</sup> To NAWAC on 11 July 2016.

<sup>82</sup> Drawn from table 3.1.1.

<sup>83</sup> As shown in table 4.6.4.

<sup>84</sup> As shown in table 4.6.2.

	NZ Born	Imported	Total
2012/13	433	322	955
2013/14	770	243	1013
2014/15	647	270	917
2015/16	591	246	837
2016/17	761	279	1040

- 8.11 In the result, the outcome which must be confronted by the industry is that the aggregate number of greyhounds born and imported each year consistently exceeds the numbers of greyhounds retiring from racing. A relatively small number will be used for breeding (although they too will generally engage in that activity for no more than two seasons). As will be discussed in the next section, extending opportunities for racing may offer short-term relief. But ultimately the industry is relying on expanded rehoming opportunities in order to reduce euthanasia on the scale continuing to prevail.

## 9. Population management - extending racing careers

- 9.1 Self-evidently measures that provide additional racing opportunities for greyhounds may reduce the number of greyhounds who never race and extend the racing careers of those who do. The WHK report identified several possibilities.<sup>85</sup> It considered and discarded as unlikely to succeed the suggestion of veteran racing. However, it saw potential in amendments to the grading process used to classify racing greyhounds in New Zealand.
- 9.2 Racing greyhounds are graded on the basis of their results from C1 (the lowest) to C5. A win will lead to promotion to a higher grade. The WHK report identified concerns that the grading system was insufficiently responsive to greyhounds who are not racing successfully; a greyhound had to be unplaced four times before being downgraded. There was also a concern that lower-grade dogs became uncompetitive against competition from new entrants including imported dogs. The report noted that the reduction of an additional tier of racing for slower dogs had met with great success in Victoria, and recommended:
- *NZGRA considers potential amendments to its grading process. NZGRA should correspond with Greyhound Racing Victoria to gain an understanding of the processes that have been implemented there with the aim of ensuring greyhounds are able to remain competitive at a suitable grade. It is noted that by having a more competitive lower grade, a review of the current petrol voucher scheme of \$40 paid for each unplaced greyhound could be undertaken to provide funds to support such an initiative.*
- 9.3 In response NZGRA introduced a second tier of racing for dogs classified between C1 and C5. The initiative was unsuccessful. The stake money was insufficient to attract entrants. The races were not televised. They did not generate revenue and became a financial burden on the industry. The petrol voucher scheme was reviewed, the value of vouchers reduced to \$20 and then the scheme abolished all together.
- 9.4 A second attempt to create more opportunities for slower dogs has met with greater success. Nine 300 metre sprint races have been added to the national racing calendar. They are targeted at C1 greyhounds who are failing to get starts. In the result up to 72 greyhounds are racing each week who would not previously have done so.
- 9.5 The industry has also collaborated with an Australian initiative to introduce a national grading system based on average prize money (APM). The current system which permits clubs to apply their own selection criteria has been criticised as leading to inconsistency and the unfair exclusion of greyhounds from racing opportunities. The APM is expected to iron out these anomalies and lead to greater racing opportunities for slower dogs. The system, currently being trialled in Victoria, if successful, will be adopted by NZGRA.
- 9.6 Initiatives aimed at improving track safety<sup>86</sup> may also have the incidental benefit of extending the racing careers of greyhounds. One such innovation which NZGRA has been investigating is the development of straight tracks.
- 9.7 While any measures which will have the effect of sparing or extending the lives of greyhounds are to be welcomed, those introduced and being trialled seem unlikely to impact significantly on the problem of wastage.<sup>87</sup> The NSW report, which considered a greater range of measures, noted

---

<sup>85</sup> At para 4.5.

<sup>86</sup> Discussed later at Chapter 12.

<sup>87</sup> See NSW report at para 1.63.

that all raised significant welfare issues.<sup>88</sup> An example is the increased risk of injury with advancing age. Importantly also, a modest extension (for that is all it can be) to the racing career of a greyhound does not solve the fundamental problem and offers only short term relief. Whether retiring sooner or later, except for the relatively small number who are kept as breeding stock or pets, former racing greyhounds face euthanasia if they cannot be rehomed.

---

<sup>88</sup> Para 14.113.

## 10. Population management - retirement and rehoming options

- 10.1 Since at least 2005, the greyhound industry has recognised an obligation to rehome greyhounds who have retired from or proved to be unsuitable for racing. In 2005 the NZGRA established the Greyhounds As Pets Trust (**GAP**). It is an independent trust which is, however, largely dependent on funding from NZGRA. It has developed and continues to operate a programme to enable greyhounds bred for racing to adapt to become household pets. During the period 2006-2013, 973 greyhounds passed through the programme.<sup>89</sup> Figures for the 2009/10 - 2011/2012 seasons indicated however that less than 20% of greyhounds leaving the industry were rehomed through GAP. The authors of the WHK report said this number would have to be increased if the number of greyhounds euthanised at the end of their careers is to be reduced.
- 10.2 The greyhounds processed by GAP come mainly from owners and trainers. A small proportion are referred by animal welfare agencies. The first phase of the programme is an assessment to see if the greyhound is suitable for rehoming. Those found to be suitable undergo training, on average for a period of four weeks, before being offered by adoption. GAP reports that it achieves a greater level of success with young unraced dogs although much depends on the trainer. GAP favours trainer education to enable trainers to judge which dogs are likely to be suitable and to prepare the dog to enter the programme. Trainers I spoke to said that a dog retiring from racing should not be entered into the programme until they had had an opportunity to desensitise themselves from the stimulus of racing. One trainer considered that a break of at least three months is required.
- 10.3 The WHK report noted the GAP programme was constrained by limited financial and other resources. NZGRA contributed only 0.8% of its revenue to the programme which was reliant on the use of 20 kennel spaces and two commercial kennels. There were claims that insufficient time was available to permit temperament assessments to be made and criticism by trainers of delays achieving entry into the programme. These concerns led to recommendations that:
- *NZGRA should enter into formal strategic planning discussions with GAP in order to develop a formal rehoming strategy to ensure that the maximum feasible number of greyhounds can be rehomed and to ensure that appropriate funding is available to allow for the realisation of this strategy. The 500 greyhounds per year that GAP estimates it could rehome should be the initial target for these discussions.*
  - *The GAP program encourages early registration of greyhounds into the program to alleviate the issue of waiting times to enter the program. It is recommended that further communication of this is made to owners and trainers to increase their awareness of the GAP entry procedures.*
- 10.4 The WHK report also noted the potential for other rehoming options including partnering with prisons to develop a programme for retraining retired greyhounds as part of prisoners' rehabilitation. It referred to a highly successful Victorian programme, "Prison Pet Partnership" which had led to the rehousing of 250 greyhounds over a five year period.
- 10.5 The report recommended:
- *NZGRA should develop further rehoming strategies such as disability assistance dogs, prison rehabilitation programs, retirement kennels and other post-racing options in order to reduce as far as possible the numbers of greyhounds being euthanized.*

---

<sup>89</sup> WHK report para 4.4.

10.6 Recognising that increasing rehoming options would require more funding and that owners should bear a share of the costs, the report further recommended:

- *Increases in registration fees should be considered or a 'Kiwisaver' type approach with a set dollar value paid by the owner matched by NZGRA for rehoming at the end of the racing career. These funds could then be used to provide additional funding to GAP and other rehoming schemes.*
- *Greyhound owners keeping their greyhounds as pets in retirement could be entitled to receive the funds in return for sufficient evidence that they have appropriately discharged their obligations with regard to their greyhounds.*

10.7 Following the WHK report NZGRA moved to substantially upgrade its rehoming programme, principally through GAP. It purchased premises in Levin at a cost of \$800,000 which currently have capacity for the assessment and training of 20 greyhounds, shortly to be increased to 24 and, in twelve months' time when they take over adjoining premises, by a further 12. In addition GAP leases space at Hampton Downs in South Auckland and uses commercial kennels at Amberly near Christchurch. NZGRA has made grants to GAP in the financial years 2015/16 and 2016/17 of \$338,115 and \$469,196 respectively. The budgeted funding for 2017/18 is \$500,000. The contribution to GAP has increased to 2.38% of NZGRA's operating revenue.

10.8 The NZGRA is currently working towards a launch of the prison programme. A memorandum of understanding has been drafted and is being discussed with the Department of Corrections. A pilot programme is expected to commence during the 2017/18 season.

10.9 With effect from 10 November 2016 NZGRA entered into an agreement with Nightrave Greyhounds which has a similar operation to GAP. It has, however, succeeded with greyhounds who have failed other programmes by providing longer training periods, on average eight weeks compared to the four weeks offered by GAP. NZGRA has committed to paying Nightrave \$52,000 per annum based on 5 kennels being available for the care and rehoming of deregistered greyhounds. During the year ended 31 March 2017 Nightrave re-homed 19 greyhounds. A further 36 have been rehomed during the period April-August 2017.

10.10 There has been a measureable increase in successful adoptions through the GAP programme as can be seen in the following table:

**GAP Adoptions**

	2012/13	2013/14	2014/15	2015/16	2016/17
<b>Entered programme</b>					
- by owner/trainer	176	240	288		291
- by welfare agency	20	6	1		9
<b>Total</b>	196	246	289		300
<b>Failed assessment</b>	18	31	54		31
<b>Died</b>	-	2	2		-
<b>Completed programme</b>	178	213	233		269
<b>Adoptions processed</b>	228	241	274	323	347
<b>Returned</b>					
- Unsuccessful adoption	23	21	28	17	20
- Change in circumstances	19	19	21	26	24
<b>Net adoptions</b>	186	201	225	280	283

- 10.11 There are significant disparities in the productivity of the three establishments operated by GAP. For the 2016/17 years the Hampton Downs and Amberley kennels achieved much higher returns in relation to the number of greyhounds each was able to accommodate as the following table shows.

Kennel	Units	Rehomed	Stock turn
Hampton Downs	10	126	12.5
Levin	18 +2 overflow	96	4.8
Amberley	4 +2 overflow	61	10.2

- 10.12 Of the greyhounds returned because the adoption was unsuccessful or there has been a change in circumstances, most are rehomed. They are included in the figures for the numbers of adoptions processed. Many of those who fail the initial GAP assessments as unsuitable for the programme are, however, euthanised. If a dog fails in the assessment, GAP's preference is to return it to the trainer. However, most trainers stipulate that they do not want the dog back if it fails the assessment. Only 11 were accepted back by trainers in the 2016/17 year. GAP euthanised 24 dogs, 21 for failing the assessment and 3 who had been returned as unsuitable for rehoming.<sup>90</sup>
- 10.13 Notwithstanding the additional funding pumped into rehoming agencies by NZGRA, the increase in greyhounds rehomed has been modest. The gain of approximately 100 per annum in five years falls well short of the target of 500 adoptions recommended in the WHK report. The additional re-homing opportunities offered by Nightrave, even on the most optimistic estimates, will not bridge the gap.
- 10.14 Efforts to increase the number of greyhounds rehomed must continue while recognising that rehoming can only be a partial solution for as long as even greater numbers of greyhounds become surplus to industry requirements each year.

---

<sup>90</sup> They had bitten someone or killed another animal.

## 11. Population management – conclusion

- 11.1 The number of greyhounds retiring from racing over the last four seasons is a shade over 600 on average in each season. The numbers of greyhounds who are bred but who do not race is around 250 each season.<sup>91</sup> Some of those retiring will be used for breeding purposes but they, too, will retire, most after one or two seasons, and will not significantly reduce the number of greyhounds who currently become surplus to the requirements of the greyhound racing industry each season. A few will be retained as pets. Some – perhaps half – will be rehomed. The rest face euthanasia.
- 11.2 I am advised that a more optimistic view is taken by NZGRA based on the model of population trends developed on its behalf.<sup>92</sup> The model tracks the number of dogs at each stage of the cycle comprising:
- Puppies
  - Dogs in training (12-21 months)
  - Racing (including imports)
  - Retirement
- 11.3 According to the model, based on forecasted population projections, there will be a shortage of dogs from 2019 to 2023. The suggested means of addressing this issue is to extend the racing life of dogs by creating more racing opportunities for slower dogs. The study makes the point that turnover is a function of the evenness of the field not the speed of the winner. Put another way, as long as the dogs are well-matched it does not matter how fast they are.
- 11.4 If the current structural imbalance continues, however, additional opportunities for slower greyhounds can only be a palliative, not a cure. The careers of greyhounds who are fit and able to race will continue to end prematurely as long as there are younger, faster greyhounds available to replace them. Unless the numbers of greyhounds bred and imported for racing are drastically reduced, it seems inevitable that euthanasia on a scale characterised as “unacceptable” in 2013 will continue.
- 11.5 The NZGRA must continue its efforts to accurately forecast the numbers of greyhounds required to meet the needs of the industry and, by breeder education or regulation, ensure that the numbers of greyhounds bred and/or imported do not exceed those requirements, having regard to the rehoming opportunities available for dogs who do not race or retire from racing.

---

<sup>91</sup> See para 6.12 above.

<sup>92</sup> Designed by Gravel Road

## 12. Greyhound Racing – safety concerns

- 12.1 Greyhound racing is inherently dangerous. Greyhounds race at high speeds<sup>93</sup> in conditions which make injuries almost inevitable. Over the last three seasons<sup>94</sup> 165 greyhounds have died while racing or have sustained injuries of such severity as to require them to be put down.<sup>95</sup> Over 2000 suffered injuries that prevented them from racing for a period.
- 12.2 Multiple factors contribute to the injuries sustained by greyhounds while racing. Some relate to the physical and behavioural characteristics of the dogs themselves. Others are a function of the conditions under which greyhounds race. In order to optimise welfare outcomes the operative causes must be identified. It is then necessary to ask how the factors that contribute to injuries while racing can be reduced if not eliminated.

### Data

- 12.3 In the past a meaningful analysis of injuries in New Zealand has been hampered by a lack of reliable data. The WHK report bemoaned a lack of rigorous formal injury reporting.<sup>96</sup> A Massey University Research team attempting to inquire into the cause of racetrack injuries described the quality of injury reporting as ranging from inadequate to terrible.<sup>97</sup>
- 12.4 Since the RIU began taking responsibility for injury reporting in November 2012, there have been significant improvements in data collection. The WHK report saw the completion of those improvements as a priority. It also favoured expanding data collection to include all injuries suffered by greyhounds, as occurs in the United Kingdom, and to the development of a central database that recorded all veterinary care for greyhounds as recommended by a Massey University study. It recommended:<sup>98</sup>
- *The improvements to injury reporting proposed and in the process of being implemented by the RIU are completed as a matter of priority. It is recommended that the standard definitions to be developed for injuries should be verified with both NZGRA vets and Massey University.*
  - *NZGRA should investigate the feasibility of having all veterinarian care for greyhounds recorded in a central database and to be able to confirm the types and causes of all injuries on a consistent basis. At the very minimum the possibility of obtaining out-of-racing injuries should be considered although the review team accepts it will be very difficult for NZGRA to ensure completeness of reporting.*
  - *NZGRA should consider the types of statistical reporting on injuries and injury trends that would be of use in identifying potential welfare and implement such reporting on a regular basis. These reports should include:*
    - *Injury trends at particular tracks and parts of tracks e.g. specific corners of the track or deterioration of track conditions throughout the race meeting.*

---

<sup>93</sup> Up to 65 km per hour, NSW report, para 15.1.

<sup>94</sup> 2014/15, 2015/16 and 2016/17

<sup>95</sup> Table 5.1.1.

<sup>96</sup> Para 7.3.2.

<sup>97</sup> Para 7.3.2.

<sup>98</sup> Para 8.3.

- *Injury trends relating to individual greyhounds and trainers which could highlight specific trends and will allow for trends to be established where trainers and greyhounds operate at several different tracks.*

*Formal monitoring processes to follow up on issues identified should be introduced and specific actions should be undertaken where issues are identified.*

- 12.5 Since February 2014 the reporting of racetrack injuries has taken place generally in line with WHK recommendations. The steward at each track prepares and submits to NZGRA a detailed report. It comprises a description of each race which highlights any aberrant behaviour by participants, including those leading to injuries. In a separate section of the report any greyhounds stood down are named together with the reason (injury or otherwise) and the period of stand down. A veterinarian is present at every race meeting and undertakes a brief pre-race check of every greyhound to assess their fitness to race. Any injury is recorded and may result in a stand down order. The race-day veterinarian also examines any animal injured or assessed in the course of the meeting as unfit to race and may impose a stand down period. The veterinarian's injury report is recorded by the steward in the NZGRA database.
- 12.6 The steward's report, which is available for public viewing on the NZGRA website, does not, however, record those animals euthanised as a result of their injury. The NZGRA decided to exclude that information because of adverse comments it generated by critics of greyhound racing. This has led to speculation that the true numbers of greyhounds euthanised as a result of race track injuries is being suppressed. I am satisfied, however, that accurate numbers are being entered in the NZGRA database. The reaction to the omission of euthanasia information from the steward's report is nevertheless entirely understandable. The suppression of information inevitably generates suspicion of an intention to cover up. The NZGRA should not place restrictions on the data to be recorded in the steward's report. Information that is unfavourable to the industry must be confronted and addressed.
- 12.7 It has also been suggested that when a greyhound suffers an injury but is stood down for another reason such as marring (fighting) or failing to pursue (the lure), the injury will not be recorded in the steward's report. I am assured that it is highly unlikely this could occur as it will invariably be accepted that the injury caused the behaviour and not the other way round.

#### *Injuries and injury reporting*

- 12.8 On raceday, detected injuries are entered by the steward into NZGRA's injury database. NZGRA generates monthly injury reports incorporating such data. As a result of improvements to injury reporting recommended in the WHK report, since February 2014 a much more detailed report has been prepared.
- 12.9 There is provision for post-race injury reports to be provided by trainers on a voluntary basis. There seems no good reason why such reporting should not be mandatory. There is evidence that a high proportion of serious injuries are not detected at the track.<sup>99</sup> The equine codes in New Zealand require the reporting of post-race injuries. The RIU believes a similar rule should be introduced by NZGRA. I endorse that view.
- 12.10 No steps have been taken to implement the recommendation of a central database that would track the veterinary care of all greyhounds. If welfare outcomes for greyhounds are to be optimised, this must continue to be a key objective.

<sup>99</sup> The NSW report refers to research which suggests that only 16% of serious injuries are diagnosed at the track – para 15.17.

12.11 As already observed, the factors influencing the incidence and seriousness of race track injuries are many and varied. They include the age and weight of the dog, the frequency of racing and the track conditions. The records of NZGRA for the last three seasons show that older dogs are more susceptible to serious injury while racing.<sup>100</sup>

12.12 Apart from track conditions, the only factor considered in the WHK report as potentially impacting on race track injuries is the frequency of racing. Research to date is inconclusive as to the effect, if any, that frequency of racing has on injuries when racing. WHK did not recommend that any restrictions be placed on frequency of racing. NZGRA has, however, commissioned research into the racing career of greyhounds which is expected to determine:

- If the frequency of racing is associated with the risk of injury or retirement from racing and, if so, how.
- The training and racing factors affecting the career duration of racing greyhounds.
- The current management and training practices used to train greyhounds and if these vary by trainer.
- How greyhounds respond physiologically to the racing and race day challenges.
- The required time period to recover from a race.

The research, by Massey University, is expected to be completed in 2020. The cost of \$162,000 is being met by NZGRA.

#### *Track conditions*

12.13 WHK noted that there was a lot of work being done in New Zealand and overseas on measures to increase track safety and reduce injuries.<sup>101</sup> These included NZGRA working with the National Sports Turf Institute to develop minimum standards of consistency for racetracks.

12.14 WHK recommended:

- *NZGRA should engage with the global greyhound racing bodies to develop stronger links and commit to further research that can be the foundation for decisions on issues relating to track safety and injuries, such as the optimum track surface, optimum camber on bends, closeness of boxes to turns, the ideal number of turns on a track, the ages at which greyhounds should start and retire from racing and how often they should race. Until this foundation exists, contradictory views between various sectors of the sport will continue to create tension and possible conflict.*
- *The research initiated with the Sports Turf Institute into minimum track standards should be completed and the minimum standard should be formalised. It is also to be recommended that the relationship with the Sports Turf Institute is not confined to a one-off exercise but that communications are maintained to ensure that developments in track design remain up to date.*

---

<sup>100</sup> See table 5.2.3. Injury is any injury requiring a stand down period.

<sup>101</sup> See WHK report at para 8.2.

12.15 NZGRA's Welfare Manager joined the Greyhounds Australasia Welfare Working Party and has continued to work with that group. NZGRA has consolidated its relationship with the NZ Sports Turf Institute. It set aside \$38,000 in its 2014/15 budget for improvements to track safety and standards. An additional \$400,000 has been spent since.

#### *Track composition and management*

12.16 In addition to working with the NZ Sports Turf Institute, NZGRA commissioned investigations and reports by Australian track safety experts Scott Robins and Adam Bailey and by Brian Barrington, a leading Australian design and engineering track specialist. He inspected and reported on the Auckland, Whanganui and Christchurch tracks in April 2014 and made a number of recommendations in relation to the composition and management of the racetracks themselves and the conditions under which greyhounds race. The other experts made a range of recommendations addressing the composition of the tracks, the importance of monitoring moisture content and their overall management.

12.17 The reports of the Australian experts identified numerous deficiencies in the composition and preparation of the tracks. As a result the NZ Sports Turf Institute now undertakes a comprehensive sand analysis at each track twice every year. The importance of moisture levels having been highlighted, penetrometer readings are taken 2-4 times during each race meeting and are recorded in the steward's injury reports. At Auckland and Whanganui there have been trials using moisture meters which measure the moisture content of the sand at a deeper level than can be achieved with a penetrometer and provide an indication of how compact the base is.

12.18 All track curators are now provided with a national track operations manual which provides detailed instructions and protocols for the preparation of tracks. All tracks have been provided with the necessary machinery and equipment for maintenance and irrigation. NZGRA is investigating the employment of a national track mentor to assist curators throughout the country in the management and preparation of tracks.

12.19 Other steps taken to improve the safety of tracks have been:

- Installing safety pads on outside fences.
- Installing plastic safety rails at Whanganui as a trial for comparison with the existing galvanised pipe and chain link fencing.
- Lifting the grade of the camber by half a degree at the Auckland track.
- Assessing the alignment of starting boxes at each track and re-positioning them when it was judged they were too close to the first corner.

12.20 A summary of the improvements and initiatives taken at each track is as follows:

Racetrack	Improvements
Addington	Replaced sand, provided new power harrow, new grader blade, new water truck, employed new track curator, installed new starting boxes and surveyed realignment, installed safety pads on outside fence.
Auckland	Replaced sand, refurbished the lure rail, raised camber half a degree, new water bore and tanks, moisture meter, re-education of the track curator, installed new starting boxes and surveyed realignment, installed safety pads on outside fence.
Ascot Park	Installed new starting boxes and surveyed realignment.
Cambridge	Graded track, refurbished the lure rail, installed new starting boxes, replaced sand, provided new roller, employed two new track curators.
Dunedin	Installed safety pads on outside fence, refurbished lure rail, replaced the roller, installed new drainage on the inside of the track, installed a new safety fence on the inside of the fence
Manawatu	Installed safety pads on outside fence, installed new starting boxes and surveyed realignment, replaced sand.
Wanganui	Installed safety pads on outside fence, replaced sand, installed irrigation system, installed new starting boxes and surveyed realignment, trialing plastic inside rail, implemented moisture meter readings, educated track curator on processes, improved process for maintenance of drains.

### *Positioning of the lure*

12.21 As a separate initiative, NZGRA has investigated changing the positioning of the lure. There are two relevant variables in this regard:

- (a) the distance between the lure and the leading greyhound; and
- (b) the positioning of the lure in relation to the inside rail.

12.22 Rule 75.1 of the Rules of Racing provides:



The Lure shall be controlled so as to be positioned at all times during the running of a Race at a distance of not less than 5 metres and no greater than 8 metres ahead of the leading Greyhound. However, the Steward(s) may permit a variance to such distance if he/she/they is/are satisfied that as a consequence of such variance no Greyhound has been substantially inconvenienced in running so as to affect the outcome of the Race.

12.23 The prescribed distance is at variance with overseas practice which generally stipulates that the lure is run a minimum distance of 10 metres ahead of the leading dog.

12.24 The New Zealand practice has been for the lure to run on the inside rail of the track. In the United Kingdom the lure is run on the outside of the track. The intermediate course of running the lure in the centre of the track at the end of a hoop was trialled on New South Wales tracks in 2015/16, apparently with positive results. NZGRA has trialled an extended lure which extends the lure into the track by approximately one metre. This is expected to move the dogs away from the inside rail and ease congestion especially going into the first bend. The initiative has the support of owners, trainers and club officials. Initial indications are favourable.

## Evaluation

12.25 The initiatives taken as a result of the WHK report recommendations have led to a marked decline in the number of greyhounds euthanised or suffering serious injuries as a result of accidents at race tracks as the following tables show:<sup>102</sup>

Count of Dog	Season 			
Incident Status 	2014/2015	2015/2016	2016/2017	Grand Total
Euthanised	57	60	48	165
Injury	718	928	660	2306
<b>Grand Total</b>	<b>775</b>	<b>988</b>	<b>708</b>	<b>2471</b>

Incidents per 1000 starts

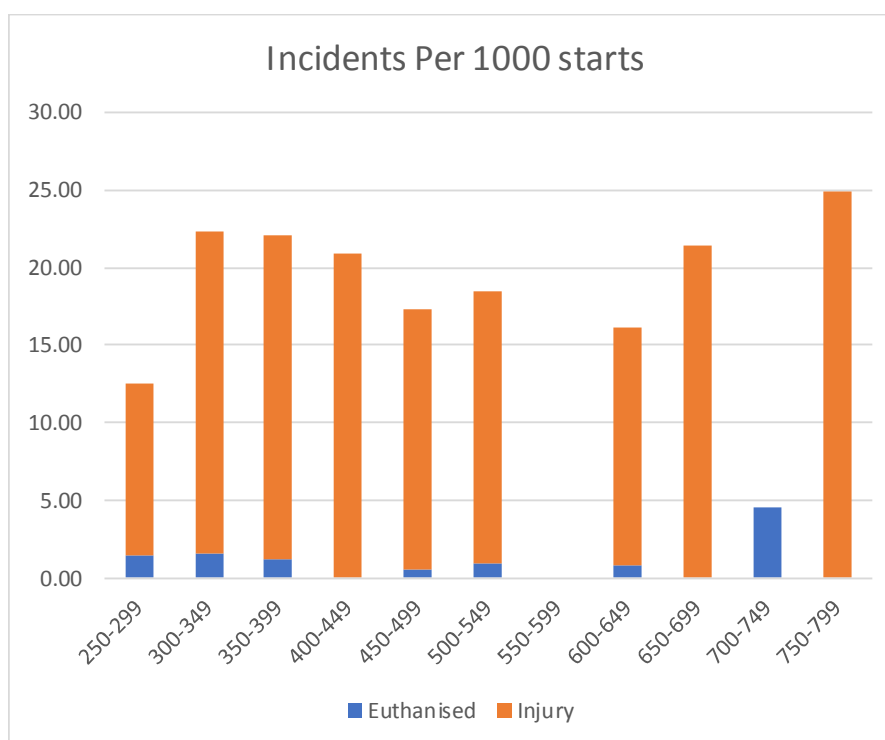
	Season			
Incident Status	2014/2015	2015/2016	2016/2017	Grand Total
Euthanised	1.34	1.37	1.08	1.26
Injury	16.93	21.13	14.88	17.64
<b>Grand Total</b>	<b>18.27</b>	<b>22.49</b>	<b>15.96</b>	<b>18.91</b>

A catastrophic injury is one which involves a serious injury (usually a fracture) or one requiring a stand down period of 28 days or more. A non-catastrophic injury is one requiring a stand down period of less than 28 days.

12.26 The rate of incidents does not seem to vary significantly according to the distance raced as table 5.4 shows. For convenience, it is reproduced below:

Distance Raced	Num of Dog*Races	Euthanise	Injury	Grand Total
250-299	26247	1.52	11.09	12.61
300-349	38013	1.58	20.78	22.36
350-399	21751	1.20	20.92	22.11
400-449	191	0.00	20.94	20.94
450-499	12680	0.55	16.80	17.35
500-549	29459	1.02	17.45	18.47
550-599	0			
600-649	1299	0.77	15.40	16.17
650-699	607	0.00	21.42	21.42
700-749	218	4.59	0.00	4.59
750-799	241	0.00	24.90	24.90
<b>Total</b>	<b>130706</b>	<b>1.26</b>	<b>17.64</b>	<b>18.91</b>

<sup>102</sup> Tables 5.1.1 and 5.1.2.



As can be seen, there are very few races over 550 metres. The very shortest race appears to be the safest. After that, the variations do not appear to be statistically significant.

### *Causes of injury*

12.27 The majority of serious (catastrophic) injuries are caused by interference. An inquiry undertaken by the RIU in 2016, the Greyhound Fatalities Review, found that 45% of fatalities result from dogs being checked while racing. Of the remainder, most are injured as a result of faltering or simply going amiss during the running of a race for no apparent reason. It may be supposed, however, that there will be underlying factors including undetected or untreated pre-existing injuries or conditions and injuries sustained on the day.

12.28 It is generally accepted that interference usually occurs at or approaching the first turn when the greyhounds will be moving closer together. The Fatality Review found that 75% of fatalities arose from accidents at or approaching the first bend. International studies have shown that 95% of muscle and bone injuries requiring veterinary attention occur in the same area. The Review found that 68% of injuries occurred approaching or rounding the first bend, 17% after the start, 10% in the home straight and 5% at the lure. This coincides with the Australian experience. The New South Wales report quotes an Australian study which found 65% of injuries on oval-shaped tracks occurred at the first turn.

12.29 Since 2014, injury reports have identified the point on the track at which incidents have occurred leading to death or injury. The following table<sup>103</sup> summarises the relevant data. It needs to be read by reference to the track guide which uses the following abbreviations:

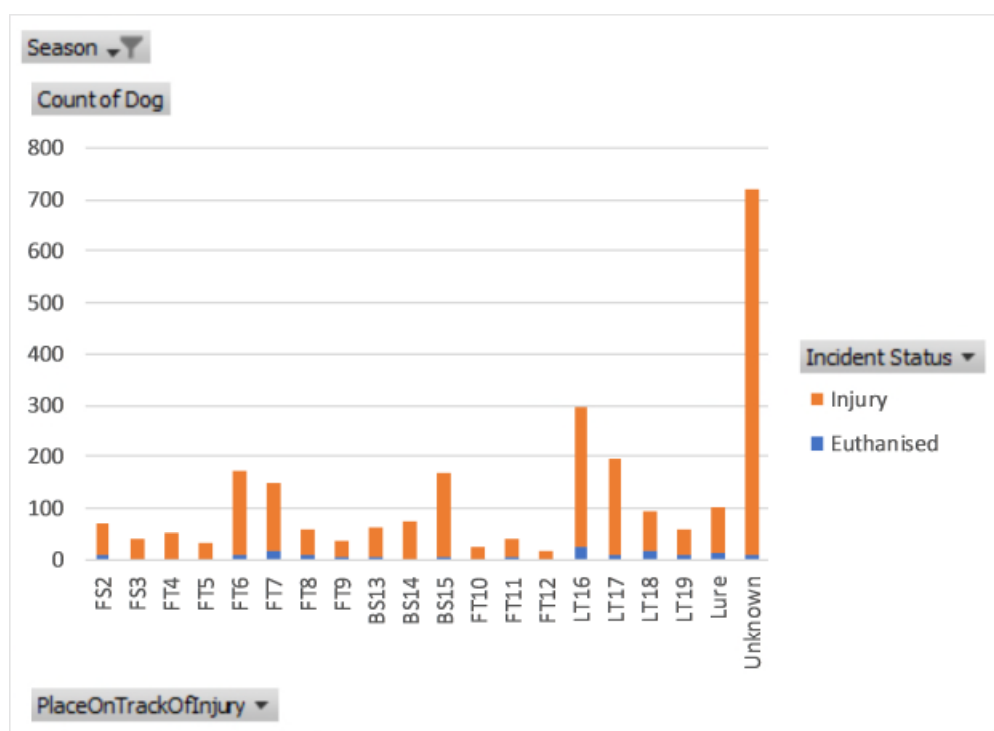
FS	First Straight
FT	First Turn

<sup>103</sup> Table 5.5.

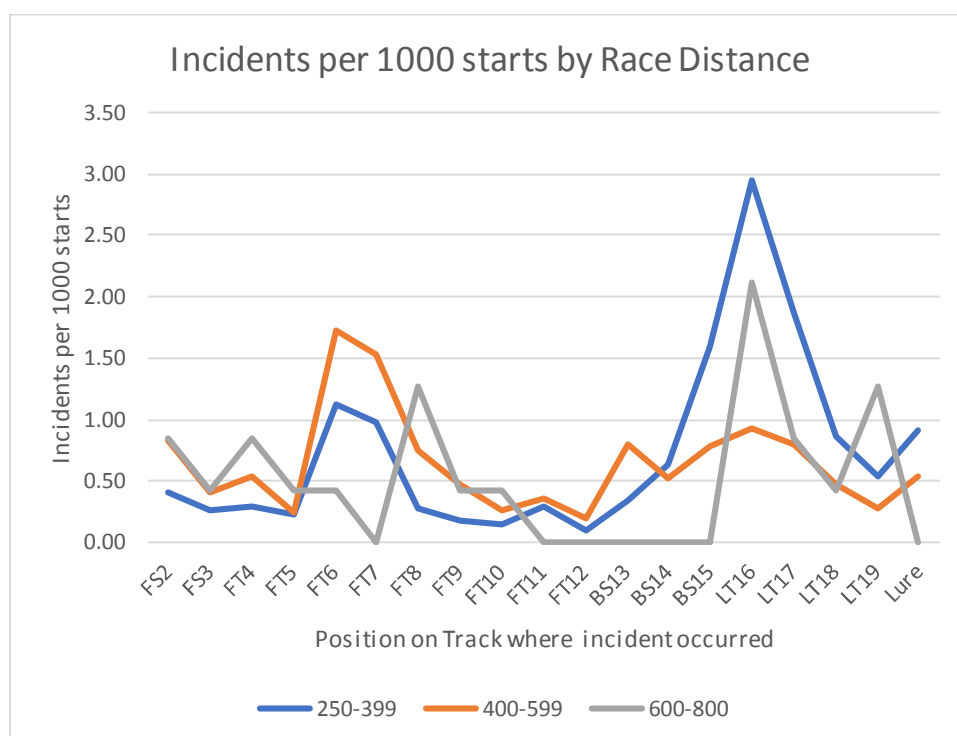
BS	Back Straight
LT	Last Turn

The numbers on the tables denote the relative position. FT4, for example, is at the commencement of the first turn and FT12 the point at which the dogs leave the turn and enter the back straight. "Unknown" refers to a point on the track identified by the steward but not one of the points named.

Count of Dog	Incident		
PlaceOnTrackOf	Euthanise	Injury	Grand Total
FS2	8	64	72
FS3	1	40	41
FT4	2	48	50
FT5	3	28	31
FT6	10	161	171
FT7	18	131	149
FT8	8	51	59
FT9	5	31	36
FT10	2	22	24
FT11	4	36	40
FT12	2	14	16
BS13	4	59	63
BS14	3	74	77
BS15	7	163	170
LT16	25	273	298
LT17	11	186	197
LT18	17	78	95
LT19	11	50	61
Lure	15	86	101
Unknown	9	711	720
<b>Grand Total</b>	<b>165</b>	<b>2306</b>	<b>2471</b>



12.30 Tables 5.8.1 and 5.8.2 show the incidence of injuries by reference to the distance of races and to 1000 starts. The graph depicts the position on the track at which incidents occurred per 1000 starts.<sup>104</sup>



<sup>104</sup> Appendix 3, 5.10.3.

12.31 The data confirms that most injuries occur at the first turn which is at points LT16 and LT17 for sprint races (300m) and distance races (700m and over) and at FT4, FT5, FT6 and FT7 for middle distance races (500m). The points on the track at which dogs converge are:

- For sprints and distance events BS13, BS14 and BS15 and LT16 and LT17.
- For middle distance races FT4, FT5, FT6 and FT7.

These points account for 1206 or 68.9% of the 1751 injuries which occurred at a known point on the track. This is almost exactly the proportion of injuries found to occur at or approaching the first turn in the Fatalities Review.<sup>105</sup>

12.32 The rate of incidents does not, however, seem to vary according to the box number from which the greyhound starts the race as the following table shows:<sup>106</sup>

Count of Dog	Incident				
		Euthanised -	Euthanised -		
BoxNumber	Died	Catastrophic Injury	Non-Catastrophic Injury	Grand Total	
1	30%	9%	13%	11%	11%
2	0%	12%	11%	15%	14%
3	5%	13%	14%	14%	14%
4	15%	12%	11%	11%	12%
5	15%	14%	11%	13%	13%
6	15%	16%	12%	14%	14%
7	15%	10%	16%	11%	11%
8	5%	14%	13%	11%	12%
<b>Grand Total</b>	<b>100%</b>	<b>100%</b>	<b>100%</b>	<b>100%</b>	<b>100%</b>

On average there are 7.9 starters per race so all boxes are used in almost every race.

#### Track configuration

12.33 Greyhound racing tracks may be oval, circular or straight. In New Zealand greyhounds race only on oval tracks. The portion of the track used and the number of turns depends on the length of the track and the distance of the race which range from 290 metres for a sprint, through middle distance races to a maximum of 760 metres for a distance race. At least one bend will be required in every race, more for longer races.

12.34 If most injuries occur at the first turn when the dogs are converging, the distance from the start to the first turn is plainly relevant. The following tables show the distance to the first turn in four different scenarios at each of the tracks.

<sup>105</sup> See para 12.28 above.

<sup>106</sup> See table 5.2.

Greyhound Track Distances									
Course	Circumference	Distances	Dist. Turn	Distance	Dist. Turn 1	Distance	Dist Turn 1	Distance	Dist Turn 1
Auckland	460	318	90	527	85	603	30	779	90
Cambridge	600	375	60	457	150	630	140	747	60
Wanganui	450	305	70	520	72	645	on bend	755	70
Palmerston North	600	375	32	457	100	660	49	766	120
Christchurch	436	295	83	520	80	645	on bend	732	80
Dunedin	460	310	120	545	130			770	120
Invercargill	580	390	80	457	147	630	60	732	130

12.35 Historically there have been marked differences in the rate of deaths and injuries between the seven tracks used for greyhound racing. The analyses in the WHK report of injuries over the 2009/10 – 2012/13 seasons showed injury rates at the Auckland, Whanganui and Palmerston North race tracks to be consistently higher.<sup>107</sup> The same pattern is found in reported deaths and injuries for the 2014/15 – 2016/17 seasons. Table 5.8.4 shows the same three tracks as having significantly higher rates of death and injury.

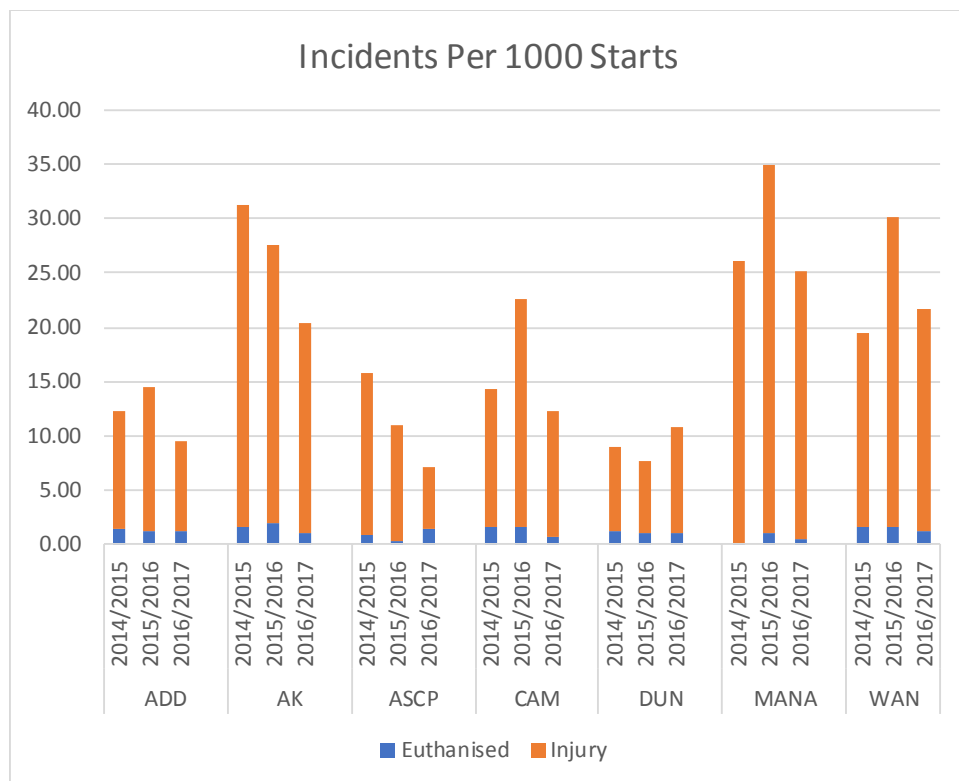
12.36 Auckland, Palmerston North and Whanganui are three of the four busiest tracks. Addington also has many more races annually than the other three – Cambridge, Dunedin and Southland. However, Addington consistently records lower rates of death and injury. With Dunedin, it is the best performing track, suggesting that other factors are at work including the distance to the first turn. Further research which might help to further explain these discrepancies is clearly warranted.

12.37 Encouragingly, there has been a marked decline in the casualty rate overall over the period 2014/15 – 2016/17. This can also best be seen in table 5.8.4 and is shown also in the graph below.<sup>108</sup> At every race track except Dunedin, the rates of euthanasia and injury reduced dramatically in the 2016/17 season, almost certainly attributable to the safety measures introduced since the WHK report. The central North Island tracks, Whanganui and Palmerston North, appear relatively high with Waikato somewhat lower though still above the level of South Island tracks. Dunedin is the only track which has not reported lower casualty rates in the 2016/17 season. That may be regarded as anomalous as it has historically had the lowest rates of all race tracks and had by the far the lowest euthanasia and injury rates in the previous season.

<sup>107</sup> Para 7.3.2.

<sup>108</sup> Table 5.9.4.

Season	Track Cod	Euthanised	Injury	Grand Total
2014/2015	ADD	1.49	10.87	12.36
	AK	1.58	29.68	31.26
	ASCP	0.88	14.88	15.75
	CAM	1.61	12.63	14.24
	DUN	1.16	7.76	8.93
	MANA	0.21	25.84	26.05
	WAN	1.59	17.92	19.51
2015/2016	ADD	1.23	13.23	14.46
	AK	1.90	25.71	27.61
	ASCP	0.39	10.63	11.02
	CAM	1.65	20.96	22.60
	DUN	1.10	6.61	7.71
	MANA	1.02	33.99	35.01
	WAN	1.58	28.62	30.20
2016/2017	ADD	1.16	8.32	9.48
	AK	1.06	19.37	20.42
	ASCP	1.49	5.59	7.08
	CAM	0.73	11.61	12.34
	DUN	1.12	9.68	10.80
	MANA	0.57	24.58	25.15
	WAN	1.28	20.42	21.71
Grand Total		1.26	17.64	18.91



## *Conclusion*

- 12.38 The physical stresses of racing make some injuries inevitable. There is, however, clearly scope for further reduction in the number of injuries. The greatest potential for further improvement is offered by the introduction of straight tracks. A Queensland study has showed that the incidence of tarsal bone injuries produced by rotational forces on a round or oval track would be reduced on a straight track. And plainly the elimination of turns would drastically reduce the risk of collisions. A recent study by the University of Technology Sydney commissioned by Greyhound Racing NSW has recommended creating straight tracks, the extension of lures and the trial reduction of the number of dogs racing from eight to six.
- 12.39 The NZGRA has achieved significant improvements in track safety leading to a marked decline in deaths and injuries at all race tracks. While the nature of greyhound racing makes some casualties inevitable, it is clear that continuing efforts to improve track safety will be rewarded by lower rates of death and injuries. Improvements to data collection, including the mandatory reporting of all injuries and, ultimately a central database recording the veterinary treatment records of all greyhounds, will enhance that process.

### **13. Conclusion and recommendations**

- 13.1 My task, to precis the terms of reference, has been to review animal welfare standards currently applying to greyhound racing in New Zealand and the level of compliance with those standards. I was specifically required to have regard to the recommendations of previous enquiries into greyhound racing. The WHK report was a comprehensive inquiry which made sweeping recommendations and provided the obvious starting point for my review. It has been convenient to measure progress since 2013 mainly by considering the extent to which those recommendations have been implemented.
- 13.2 The scorecard is mixed. On the positive side, it is clear that the NZGRA has made a genuine and determined commitment to improving greyhound welfare across the board. It has made the important changes to governance recommended by the WHK report and to the development and monitoring of welfare standards.
- 13.3 The WHK report recognised the paramount importance of maintaining a comprehensive and accurate database. The achievement of accepted welfare outcomes is critically dependent on the ability to track each greyhound from whelping or importation until, in terms of the Rules, NZGRA ceases to be responsible. While there have been significant improvements in data collection, in some areas, particularly the tracking of greyhounds who do not race or who do and retire from racing, the database is seriously deficient. Further rule changes and more rigorous enforcement of registration requirements are required.
- 13.4 The WHK report highlighted the importance of managing the greyhound population. Levels of euthanasia were said to be unacceptably high. The report pointed to the need to reduce the numbers of greyhounds bred and imported, to extend the racing careers of greyhounds and to expand rehoming opportunities, in order to reduce levels of euthanasia to acceptable levels. The number of greyhounds born and entering the industry has not reduced significantly. There has been a modest increase in the availability of racing opportunities and of levels of rehoming. However, gains have been insufficient to right the structural imbalance.
- 13.5 There have been significant advances in track safety, leading to a material reduction in injuries and deaths from injury while racing. However the numbers of injuries occurring at the first turn remains high and efforts must continue to find ways of preventing the convergence or “bunching” that is the major cause of serious injury and death.

#### *Recommendations*

- 13.6 In the course of the report I have made recommendations which, if acted on, would further advance the welfare of greyhounds. For convenience they are repeated here.
1. The Health and Welfare Standards currently under consideration by NZGRA should be finalised and made binding on members as soon as is practically possible. They should include provision for best practice standards for the socialisation and habituation of greyhounds.
  2. All kennels used for breeding, rearing and training greyhounds for racing should be inspected by the RIU at least once a year.
  3. NZGRA should continue to encourage and facilitate training assessments and to publish educational materials for trainers with particular emphasis on generating awareness of the new welfare standards.

4. Steps should be taken to ensure that the vaccinations of greyhounds remain current by requiring proof of vaccinations on registration for naming and thereafter annually and/or as a condition of permission to race.
5. The NZGRA should consider whether it is necessary for earbranding to continue and, if it is, to require earbranding to be done under local anaesthetic or otherwise so as not to cause pain to puppies.
6. The NZGRA should introduce a rule change to establish a separate register of breeding bitches, to require registration of a brood bitch prior to service and for deregistration on ceasing to be used for breeding purposes.
7. The NZGRA should take steps to ensure that its database is revamped so as to ensure that up-to-date, easily accessible and accurate information is available on every greyhound born in New Zealand or imported into New Zealand until it is deregistered.
8. The NZGRA should verify the accuracy of its database by:
  - Making provision for the RIU to report on the dogs present in each kennel in the course of annual kennel inspections and by updating its database accordingly;
  - Requiring trainers to provide a return of all dogs in their kennels when relicensing;
  - Agreeing that thereafter the RIU audit the dogs recorded as present in kennels at the time of its annual inspection.
9. The recommendation of WHK that audits of greyhounds registered as privately rehomed should be performed to verify their whereabouts should be acted on.
10. NZGRA should give consideration to requiring the de-sexing of greyhounds as a condition of deregistration.
11. NZGRA should take steps to ensure that greyhound owners comply with their obligations under the general law including by requiring proof of registration with a territorial authority as a condition of registration for naming and checks on raceday to ensure that registration is up-to-date.
12. NZGRA should ensure that from registration as a puppy or following importation into New Zealand until deregistration every greyhound is tracked in its database. This will include:
  - Making clear, if need be by a rule change, that the obligation to deregister applies to every greyhound, not just those registered for naming.
  - Introducing a rule change to ensure that a registered greyhound is at all times kept in licensed premises in the care and control of a licensed person.
  - Rigorously monitoring compliance with registration and deregistration obligations including by follow-up action when non-compliance is suspected and by the checks to be undertaken in the course of kennel inspections.
13. NZGRA should introduce a rule change to require approval before a dog is euthanised. This will include an assessment of whether the animal is suitable for rehoming.

14. The NZGRA should continue efforts to expand racing opportunities and extend the racing careers of greyhounds.
15. NZGRA should continue to increase rehoming opportunities for greyhounds while recognising that rehoming alone cannot solve the problems created by excessive numbers of greyhounds entering the industry each year.
16. NZGRA should continue to develop the means of making accurate projections of future requirements for greyhounds and by education or, if necessary, regulation ensure that the numbers of greyhounds bred and/or imported do not exceed the requirements of the industry having regard to the capacity to rehome greyhounds who do not race or cease racing.
17. NZGRA should remove restrictions on the inclusion in the steward's report of information relating to euthanasia at racetracks.
18. Trainers should be required to report injuries to greyhounds that occur or are detected outside the racetrack.
19. NZGRA should give effect to the recommendation in the WHK report to record the veterinary care of all greyhounds in a central database.
20. NZGRA should continue with its programme of improving safety at racetracks including:
  - Undertaking or promoting further research into the causes of death and injury including into possible explanations for differences in casualty rates between race tracks.
  - The completion of trials on the positioning of the lure and giving effect to any changes recommended as a result.
  - Investigating the introduction of straight tracks.

11 October 2017  
Rodney Hansen CNZM QC  
Shortland Chambers  
Auckland

## **APPENDIX ONE**

Mauro Barsi, Board Member, NZRB and NZGRA

Noel Brown, former Programme Director, Greyhounds as Pets Trust

Raymond Casey, trainer

Stu Cashen, former Racing Manager, NZGRA

Steve Clarke, Selwyn District Council

Dr Neil Cox, Neil Stat Limited, Statistician

Aaron Cross, Greyhound Protection Society

Arnya Dale, Chief Scientific Officer, RSPCA

Dr Jim Edward, Chair, NZGRA Welfare Committee

David Emerson, Board Member, NZGRA and RIU

Rochelle Ferguson, Operations Manager, Companion Animals Committee, Veterinary Association

Paul Freeman, owner and trainer

Mike Godber, General Manager, RIU

Phil Holden, CEO, NZGRA

Jen Jamieson, Senior Advisor, Ministry of Primary Industries

Greg Kerr, former Welfare Manager, NZGRA

Hannah Lascelles, Greyhound Protection Society

Kate Littin, Manager, Animal Welfare Team at Ministry of Primary Industries

John McInerney, trainer

Nigel McIntyre, General Manager Stewards, RIU

Tony Music, Secretary/Manager, Christchurch Greyhound Racing Club

Craig Rendle, Chairman, NZGRA

Mairi Stewart, Welfare Manager, NZGRA

John Telfer, Programme Director, GAP – (correspondence only)

Nicky Treadwell, former employee of GAP

## **APPENDIX TWO**

Animal Welfare (Racing Industry Greyhounds) Code of Welfare 2013

Greyhound Fatalities Review, Racing Integrity Unit, 2016

Minutes of NZGRA Welfare Committee Meetings, 9 July 2015, 15 September 2015, 4 November 2015, 5 May 2016, 13 October 2016, 8 December 2016, 28 February 2017 and 18 May 2017

National Animal Welfare Advisory Committee (NAWAC) Report on Visit to Greyhound Racing New Zealand, 25 August 2014

NAWAC Report NZGRA Implementation of Greyhound Welfare Reforms to date, 30 August 2016

NZ Racing Board Review of NZGRA Implementation of Welfare Recommendations, 29 July 2014 (NZRB 2014 Report)

NZ Racing Board Review of NZGRA Implementation of Welfare Recommendations, 28 October 2014 (NZRB 2015 Report)

NZGRA Annual Reports, 2013, 2014, 2015, and 2016

NZGRA, Independent Welfare Review, 25 June 2013 (WHK Report)

Queensland Government Response to the Queensland Greyhound Racing Industry Commission of Inquiry, June 2015

Report of Joint Select Committee on Greyhound Racing in Tasmania, Inquiry into Greyhound Racing in Tasmania, 2016

Report of Special Commission of Inquiry into the Greyhound Racing Industry in NSW, 16 June 2016 (NSW Report)

Report of the Government Administration Committee on Petition 2011/49 of Aaron Cross on behalf of the Greyhound Protection League of New Zealand, November 2013

Review and Assessment of Best Practice, Rearing, Socialisation, Education and Training Methods for Greyhounds in a Racing Context, Working Dog Alliance, July 2015

Review of arrangements for Animal Welfare in the Tasmanian Greyhound Industry, Final Report, 13 March 2015

Rules and Constitution of NZGRA effective 1 February 2016

## APPENDIX THREE

# Statistics For Greyhound Racing Review

Updated to end of year (31/7/2107)

Compiled by Neil Cox (NeilStat Ltd) Final v2 28/9/2017

## Contents

<a href="#">1. Greyhound Database Reports Used</a>	63
<a href="#">2. Breeding</a>	64
<a href="#">2.1. AI or Natural</a>	64
<a href="#">2.2. Average Litter Size</a>	64
<a href="#">2.3. Average Age of Dams by Season</a>	65
<a href="#">2.4. Total Litters (to date) per Dam</a>	65
<a href="#">2.5. Number of Litters in a Season</a>	66
<a href="#">2.6. Litters in Successive Seasons</a>	66
<a href="#">2.7. Pups born by Season</a>	66
<a href="#">3. Fate of dogs</a>	67
<a href="#">3.1. Career (Born, Registered, Trained, Raced)</a>	67
<a href="#">3.1.1. Registrations of NZ &amp; AUS dogs by Registration Season &amp; by Whelping Season</a>	67
<a href="#">3.1.2. Fate of NZ dogs by Whelping Season</a>	68
<a href="#">3.2. Animals deregistered for breeding purposes last 4 seasons</a>	68
<a href="#">3.3. Deregistration Reason by Season</a>	69
<a href="#">3.3.1. Numbers that were registered for racing</a>	69
<a href="#">3.3.2. Number of NZ dogs registered at 4mths but not registered at 1 year for racing</a>	69
<a href="#">3.4. Deregistration Reason by Career (from 2013/2014 on)</a>	69
<a href="#">3.5. Deregistration Reason by Career and Season</a>	71
<a href="#">3.6. Euthanised Dogs: Days from last race to being Euthanised</a>	73
<a href="#">3.7. Age at Death of Registered Dogs</a>	74
<a href="#">3.7.1. Numbers that were registered for racing</a>	74
<a href="#">3.7.2. Number of NZ dogs that were registered at 4mths but not registered for racing</a>	75
<a href="#">3.8. Dogs Not Deregistered</a>	76
<a href="#">3.8.1. Racing Registered Dogs with no Deregistration date by Registration Date and Career and Country of Birth</a>	76
<a href="#">3.8.2. Racing Registered Dogs that are still registered (with no Deregistration Date) by Season Last Raced and Country of Birth</a>	77
<a href="#">4. Racing Career</a>	78
<a href="#">4.1. Length of racing career</a>	78
<a href="#">4.2. Race Distances</a>	79

4.3.	<a href="#">Days from last race to animal deregistration by season</a>	79
4.4.	<a href="#">Number of Races Per Dog</a>	80
4.5.	<a href="#">Frequency of Racing</a>	81
4.6.	<a href="#">Number Racing for First Time by Season and Country of Birth</a>	81
4.6.1.	<a href="#">Number of dogs racing by season and country:</a>	81
4.6.2.	<a href="#">Number of dogs racing this season but not next, by season and country:</a>	81
4.6.3.	<a href="#">Deduced number racing for first time, by season and country</a>	81
4.6.4.	<a href="#">Number of dogs with reported first season of racing</a>	82
5.	<a href="#">Racing Incidents</a>	83
5.1.	<a href="#">By Season</a>	83
5.1.1.	<a href="#">Number</a>	83
5.1.2.	<a href="#">Number per 1000 starts</a>	83
5.2.	<a href="#">By box number (%)</a>	83
5.3.	<a href="#">By Age of Dog (number per 1000 starts)</a>	83
5.4.	<a href="#">By Race Distance (number per 1000 starts)</a>	84
5.5.	<a href="#">By Place on Track (Number)</a>	85
5.6.	<a href="#">By Injury Severity (Number &amp; %)</a>	86
5.7.	<a href="#">By Injury Severity and Season (number &amp; %)</a>	86
5.8.	<a href="#">By Track</a>	86
5.8.1.	<a href="#">Number of incidents</a>	86
5.8.2.	<a href="#">Number per 1000 starts</a>	87
5.8.3.	<a href="#">Number by track and season</a>	87
5.8.4.	<a href="#">Number per 1000 starts by track and season</a>	88
5.9.	<a href="#">Injury Severity by Track</a>	88
5.9.1.	<a href="#">Number of injuries</a>	88
5.9.2.	<a href="#">Number per 1000 starts</a>	89
5.9.3.	<a href="#">Number of injuries by track and season</a>	89
5.9.4.	<a href="#">Number per 1000 starts</a>	90
5.10.	<a href="#">By Distance of Race and Track Position</a>	91
5.10.1.	<a href="#">Number of incidents (injuries, deaths, euthanised)</a>	91
5.10.2.	<a href="#">Number per 1000 starts</a>	92
5.10.3.	<a href="#">Graph of Number of incidents per 1000 starts</a>	92
5.11.	<a href="#">By Races to date (number)</a>	93

## 1. Greyhound Database Reports Used

All reports are up to 31/7/2017

Dog Welfare/Animals registered by date

- Registration and naming at age 1
- 1 record per dog with RacingRegistrationDate between dates selected
- 21873 records up to 31/7/17 (earliest date 1976)

Dog Welfare/Named (NZ Dogs)

- Registration/microchipping of NZ born dogs at 4mths age
- 10833 records up to 31/7/17 (birth dates 1988 to 2017)

Dog Welfare/Dog Incidents

- 2471 records (10/09/14 to 31/7/17)
- The facility to capture the data came into place in Sept 2014

Stats/Trainer Stakes by Starter

- 613,643 records up to 31/7/2017 (records start Sept 1989)

Dogs/Results of Whelping

- 3747 records to 31/7/2017 (earliest date is in 1982)

## 2. Breeding

### 2.1. AI or Natural

Showing data from the 2001/2002 season only.

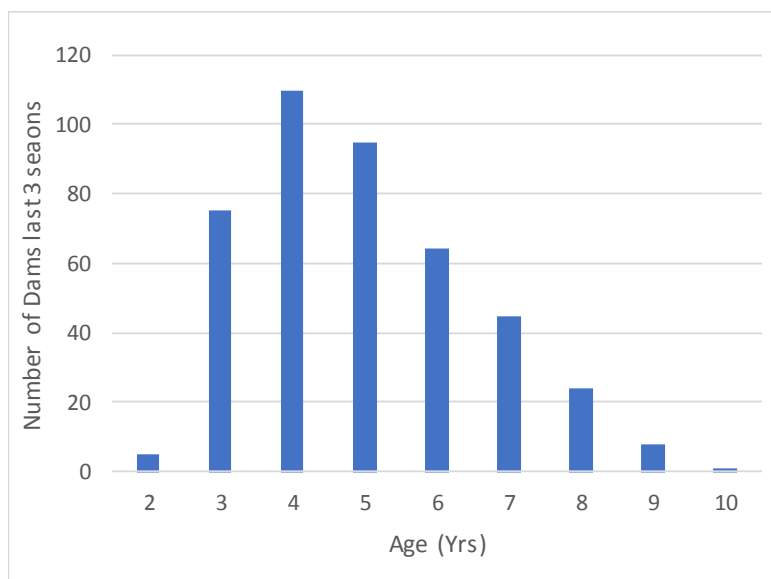
Count of Dam	Method		
Season	AI	Natural	Grand Tot
2001/2002		129	129
2002/2003		158	158
2003/2004		127	127
2004/2005		108	108
2005/2006		134	134
2006/2007		125	125
2007/2008	1	123	124
2008/2009	19	87	106
2009/2010	68	56	124
2010/2011	72	66	138
2011/2012	85	68	153
2012/2013	73	63	136
2013/2014	92	47	139
2014/2015	97	44	141
2015/2016	118	54	172
2016/2017	79	35	114
Grand Total	704	1424	2128

### 2.2. Average Litter Size

	Method	
Values	AI	Natural
Average of Female	2.9	3.0
Average of Male	3.1	3.0
Average litter size	6.1	6.0

### 2.3. Average Age of Dams by Season

Average of Dam Age	
Season	Total
2001/2002	5.8
2002/2003	5.7
2003/2004	5.9
2004/2005	6.1
2005/2006	6.1
2006/2007	5.6
2007/2008	5.8
2008/2009	5.7
2009/2010	5.7
2010/2011	5.4
2011/2012	5.7
2012/2013	5.8
2013/2014	5.8
2014/2015	5.5
2015/2016	5.4
2016/2017	5.6
<b>Grand Total</b>	<b>5.7</b>



### 2.4. Total Litters (to date) per Dam

Litters per Dam	Num of Dams	% of Dams
1	964	49.1%
2	526	26.8%
3	275	14.0%
4	127	6.5%
5	52	2.6%
6	11	0.6%
7	8	0.4%
8	2	0.1%

## 2.5. Number of Litters in a Season

Over the period of the 2001/2002 to 2016/2017 seasons,

- 1914 of the dam\*seasons had a single litter
- 107 of the dam\*seasons had 2 litters (99 dams had 2 litters once, another 4 had 2 litters twice)

## 2.6. Litters in Successive Seasons

This table shows the highest number of successive seasons in which each dam had a litter.

Count of Max seasons in succession	
Max seasons in succession	Total
1	743
2	268
3	78
4	30
5	10
6	4
7	2
<b>Grand Total</b>	<b>1135</b>

## 2.7. Pups born by Season

Season	Count of DamName	Sum of Female	Sum of Male	Total Pups	Pups per Dam
2001/2002	129	386	397	783	6.1
2002/2003	158	496	465	961	6.1
2003/2004	127	385	390	775	6.1
2004/2005	108	326	331	657	6.1
2005/2006	134	394	360	754	5.6
2006/2007	125	365	362	727	5.8
2007/2008	124	378	385	763	6.2
2008/2009	106	296	306	602	5.7
2009/2010	124	359	378	737	5.9
2010/2011	138	448	476	924	6.7
2011/2012	153	472	471	943	6.2
2012/2013	136	415	434	849	6.2
2013/2014	139	368	432	800	5.8
2014/2015	141	400	439	839	6.0
2015/2016	172	510	535	1045	6.1
2016/2017	114	291	384	675	5.9

### 3. Fate of dogs

#### 3.1. Career (Born, Registered, Trailed, Raced)

	NZ	AUS	Total
Number Registered for racing	8948	12925	21873
Number Trailed	8335	11788	20123
Number Raced	8107	11699	19806

#### 3.1.1. Registrations of NZ & AUS dogs by Registration Season & by Whelping Season

Count of DogName	Birth C			Count of DogName	Birth C		
Animal Registration Season	NZ	AUS	Grand Tot	Whelping Season	NZ	AUS	Grand Tot
1975/1976		1	1	1974/1975		1	1
1979/1980		1	1	1978/1979		1	1
1980/1981		3	3	1979/1980		5	5
1981/1982		5	5	1980/1981		8	8
1982/1983		10	10	1981/1982		6	6
1983/1984		16	16	1982/1983		17	17
1984/1985		25	25	1983/1984		42	42
1985/1986		106	106	1984/1985		147	147
1986/1987	1	215	216	1985/1986		214	214
1987/1988		182	182	1986/1987		247	247
1988/1989		378	378	1987/1988		391	391
1989/1990	1	390	391	1988/1989	1	393	394
1990/1991	1	430	431	1989/1990	1	462	463
1991/1992	1	463	464	1990/1991	1	470	471
1992/1993		512	512	1991/1992		540	540
1993/1994		535	535	1992/1993		620	620
1994/1995		605	605	1993/1994	1	686	687
1995/1996	1	657	658	1994/1995		674	674
1996/1997		622	622	1995/1996	1	581	582
1997/1998	2	732	734	1996/1997	1	755	756
1998/1999	1	686	687	1997/1998	2	774	776
1999/2000	1	673	674	1998/1999	19	892	911
2000/2001	5	840	845	1999/2000	217	617	834
2001/2002	367	384	751	2000/2001	325	316	641
2002/2003	417	331	748	2001/2002	514	306	820
2003/2004	508	314	822	2002/2003	588	256	844
2004/2005	594	260	854	2003/2004	561	197	758
2005/2006	512	203	715	2004/2005	482	283	765
2006/2007	498	235	733	2005/2006	505	407	912
2007/2008	476	416	892	2006/2007	489	448	937
2008/2009	547	466	1013	2007/2008	537	314	851
2009/2010	503	315	818	2008/2009	444	286	730
2010/2011	472	334	806	2009/2010	529	271	800
2011/2012	638	220	858	2010/2011	724	273	997
2012/2013	633	322	955	2011/2012	705	271	976
2013/2014	770	243	1013	2012/2013	679	270	949
2014/2015	647	270	917	2013/2014	614	214	828
2015/2016	591	246	837	2014/2015	667	239	906
2016/2017	761	279	1040	2015/2016	341	20	361
<b>Grand Total</b>	<b>8948</b>	<b>12925</b>	<b>21873</b>	<b>Grand Total</b>	<b>8948</b>	<b>12914</b>	<b>21862</b>

### 3.1.2. Fate of NZ dogs by Whelping Season

Total for 2001/2002 seasons onwards (because registrations at 4 months incomplete prior to this):

	Number	% of Total
Total Pups Born in NZ	12834	
Number Registered at 4mths	10257	80%
Number at least 1 yr-old	9741	76%
Number Registered for Racing	8430	66%
Number Trialled	7816	61%
Number Raced	7604	59%

And by season for 2009/10 onwards

Whelping Season	Whelped	Earbranded	Registered to Race	Trialled	Raced	Whelped Not Raced
2009/2010	737	529	529	493	482	255
2010/2011	924	729	724	683	669	255
2011/2012	944	873	705	680	669	275
2012/2013	850	819	679	643	634	216
2013/2014	807	784	614	568	563	244
2014/2015	853	850	667	616	601	252
2015/2016	1051	993	341	263	226	825
2016/2017	675	516	0	0	0	675
2009/2010	% of Total Whelped	72%	72%	67%	65%	35%
2010/2011		79%	78%	74%	72%	28%
2011/2012		92%	75%	72%	71%	29%
2012/2013		96%	80%	76%	75%	25%
2013/2014		97%	76%	70%	70%	30%
2014/2015		100%	78%	72%	70%	30%
2015/2016		94%	32%	25%	22%	78%
2016/2017		76%	0%	0%	0%	100%

### 3.2. Animals deregistered for breeding purposes last 4 seasons

Animal Deregistration Reason	Grand				
	2013/2014	2014/2015	2015/2016	2016/2017	Total
for breeding purposes (Keeper: Leased)		11	5	3	19
for breeding purposes (Keeper: Owner)	26	52	56	34	168
for breeding purposes (Keeper: Unknown)	1		2	6	9
<b>Grand Total</b>	<b>27</b>	<b>63</b>	<b>63</b>	<b>43</b>	<b>196</b>

### 3.3. Deregistration Reason by Season

#### 3.3.1. Numbers that were registered for racing.

AnimalDeregistr ationStatus	AnimalDeregistrationReason	2013/2014	2014/2015	2015/2016	2016/2017	Grand Total
	as Pet (Keeper: Owner)	21	37	32	30	120
	as Pet (Keeper: Third Party)	23	19	10	3	55
	as Pet (Keeper: Trainer)	3	7	10	3	23
	as Pet (Keeper: Unknown)	1	7	15	3	26
	for breeding purposes (Keeper: Leased)		11	5	3	19
	for breeding purposes (Keeper: Owner)	26	51	57	37	171
	for breeding purposes (Keeper: Unknown)	1		2	6	9
	Other	18	42	23	6	89
	sent to GAP	107	252	206	201	766
	sold/gifted to a Non-Licensed Person/Organisation	7	57	31	30	125
	sold/gifted to another Licensed Person/Organisation	6	7	9	9	31
	(blank)	8	19	8	12	47
<b>Total</b>		<b>221</b>	<b>509</b>	<b>408</b>	<b>343</b>	<b>1481</b>
<b>Died</b>	Accident	2	7	2	7	18
	Natural Causes	10	9	4	18	41
	Other	36	9	12	11	68
<b>Died Total</b>		<b>48</b>	<b>25</b>	<b>18</b>	<b>36</b>	<b>127</b>
<b>Euthanised</b>	age	3	13	12	16	44
	at owners request	15	63	36	37	151
	at track	23	10	6	1	40
	at track - trainers request		13	8	19	40
	at track - vet recommendation		30	30	27	87
	failed GAP assessment				1	1
	injury	37	100	117	67	321
	no reason given	74	59	50	10	193
	non-recoverable treatment	16	14	27	23	80
	unsuitable for rehoming	60	59	145	69	333
<b>Euthanised Total</b>		<b>228</b>	<b>361</b>	<b>431</b>	<b>270</b>	<b>1290</b>
<b>Grand Total</b>		<b>497</b>	<b>895</b>	<b>857</b>	<b>649</b>	<b>2898</b>

#### 3.3.2. Number of NZ dogs registered at 4mths but not registered at 1 year for racing

Of the 1877 dogs born in NZ but not registered for racing, 223 are shown in the table below and the other 1654 have no deregistration information.

Count of DogID	Animal Dereg	2013/2014	2014/2015	2015/2016	2016/2017	Grand Total
AnimalDeregis trationStatus	AnimalDeregistrationReason	2013/2014	2014/2015	2015/2016	2016/2017	Grand Total
	as Pet (Keeper: Third Party)		2			2
	as Pet (Keeper: Trainer)				1	1
	Other			1		1
	sent to GAP	7	10	10	11	38
	sold/gifted to a Non-Licensed Person/Organisation		2		4	6
	sold/gifted to another Licensed Person/Organisation			3		3
	(blank)	2				2
<b>Died</b>	Accident				2	2
	Natural Causes		1	2	2	5
	Other	3		3		6
<b>Euthanised</b>	at owners request	4	10	7	9	30
	at track - trainers request				1	1
	injury	6	3	20	14	43
	no reason given	5		14	2	21
	non-recoverable treatment	2	2	4	4	12
	unsuitable for rehoming	7	10	24	9	50
<b>Grand Total</b>		<b>36</b>	<b>40</b>	<b>88</b>	<b>59</b>	<b>223</b>

### 3.4. Deregistration Reason by Career (from 2013/2014 on)

Dogs that were registered for racing:

Animal Dereg Se: (Multiple Items)		Last 4 Seasons			
Count of Registered Animal Deregistration Status		Career			
Animal Deregistration Reason		Trialled Not		Grand	
		Not Trialled	Raced	Raced	Total
as Pet (Keeper: Owner)				120	120
as Pet (Keeper: Third Party)		2		53	55
as Pet (Keeper: Trainer)				23	23
as Pet (Keeper: Unknown)				26	26
for breeding purposes (Keeper: Leased)				19	19
for breeding purposes (Keeper: Owner)		1	2	168	171
for breeding purposes (Keeper: Unknown)				9	9
Other		2		87	89
sent to GAP		22	5	739	766
sold/gifted to a Non-Licensed Person/Organisation		2	2	121	125
sold/gifted to another Licensed Person/Organisation				31	31
(blank)		2		45	47
<b>Total</b>		<b>31</b>	<b>9</b>	<b>1441</b>	<b>1481</b>
<b>Died</b>	Accident	1		17	18
	Natural Causes	6		35	41
	Other	3		65	68
<b>Died Total</b>		<b>10</b>		<b>117</b>	<b>127</b>
<b>Euthanised</b>	age	1		43	44
	at owners request	3		148	151
	at track			40	40
	at track - trainers request			40	40
	at track - vet recommendation	1		86	87
	failed GAP assessment			1	1
	injury	15	1	305	321
	no reason given	15	4	174	193
	non-recoverable treatment	6	3	71	80
	unsuitable for rehoming	19	5	309	333
<b>Euthanised Total</b>		<b>60</b>	<b>13</b>	<b>1217</b>	<b>1290</b>
<b>Grand Total</b>		<b>101</b>	<b>22</b>	<b>2775</b>	<b>2898</b>

Note that dogs that were not registered for racing are as shown in 3.3.2.

### 3.5. Deregistration Reason by Career and Season

Dogs that were registered for racing:

Animal DeregistrationStatus	Animal DeregistrationReason	Trialled			Grand Total
		Not Trialled	Not Raced	Raced	
2013/2014	as Pet (Keeper: Owner)			21	21
	as Pet (Keeper: Third Party)	1		22	23
	as Pet (Keeper: Trainer)			3	3
	as Pet (Keeper: Unknown)			1	1
	for breeding purposes (Keeper: Owner)	1		25	26
	for breeding purposes (Keeper: Unknown)			1	1
	Other	1		17	18
	sent to GAP	2	1	104	107
	sold/gifted to a Non-Licensed Person/Organisation			7	7
	sold/gifted to another Licensed Person/Organisation			6	6
	(blank)			8	8
	<b>Total</b>	<b>5</b>	<b>1</b>	<b>215</b>	<b>221</b>
	<b>Died</b>	Accident		2	2
		Natural Causes	1	9	10
		Other	1	35	36
	<b>Died Total</b>	<b>2</b>		<b>46</b>	<b>48</b>
	<b>Euthanised</b>	age		3	3
		at owners request		15	15
		at track		23	23
		injury		37	37
		no reason given	1	73	74
		non-recoverable treatment		15	16
		unsuitable for rehoming	3	56	60
	<b>Euthanised Total</b>	<b>4</b>	<b>2</b>	<b>222</b>	<b>228</b>
2014/2015	as Pet (Keeper: Owner)			37	37
	as Pet (Keeper: Third Party)			19	19
	as Pet (Keeper: Trainer)			7	7
	as Pet (Keeper: Unknown)			7	7
	for breeding purposes (Keeper: Leased)			11	11
	for breeding purposes (Keeper: Owner)		1	50	51
	Other			42	42
	sent to GAP	4	3	245	252
	sold/gifted to a Non-Licensed Person/Organisation	1	1	55	57
	sold/gifted to another Licensed Person/Organisation			7	7
	(blank)			19	19
	<b>Total</b>	<b>5</b>	<b>5</b>	<b>499</b>	<b>509</b>
	<b>Died</b>	Accident		7	7
		Natural Causes	1	8	9
		Other	1	8	9
	<b>Died Total</b>	<b>2</b>		<b>23</b>	<b>25</b>
	<b>Euthanised</b>	age		13	13
		at owners request	1	62	63
		at track		10	10
		at track - trainers request		13	13
		at track - vet recommendation		30	30
		injury	3	96	100
		no reason given	6	51	59
		non-recoverable treatment	2	12	14
		unsuitable for rehoming	2	54	59
	<b>Euthanised Total</b>	<b>14</b>	<b>6</b>	<b>341</b>	<b>361</b>

Animal De	Animal Deregistr	ation Status	Animal Deregistration Reason	Trialed			Grand Total
				Not Trialled	Not Raced	Raced	
2015/2016			as Pet (Keeper: Owner)			32	32
			as Pet (Keeper: Third Party)	1		9	10
			as Pet (Keeper: Trainer)			10	10
			as Pet (Keeper: Unknown)			15	15
			for breeding purposes (Keeper: Leased)			5	5
			for breeding purposes (Keeper: Owner)			57	57
			for breeding purposes (Keeper: Unknown)			2	2
			Other			23	23
			sent to GAP	8		198	206
			sold/gifted to a Non-Licensed Person/Organisation	1		30	31
			sold/gifted to another Licensed Person/Organisation			9	9
			(blank)	1		7	8
			<b>Total</b>	<b>11</b>		<b>397</b>	<b>408</b>
			<b>Died</b>				
			Accident			2	2
			Natural Causes			4	4
			Other	1		11	12
			<b>Died Total</b>	<b>1</b>		<b>17</b>	<b>18</b>
			<b>Euthanised</b>				
			age			12	12
			at owners request	1		35	36
			at track			6	6
			at track - trainers request			8	8
			at track - vet recommendation	1		29	30
			injury	7		110	117
			no reason given	6	2	42	50
			non-recoverable treatment		2	25	27
			unsuitable for rehoming	9	1	135	145
			<b>Euthanised Total</b>	<b>24</b>	<b>5</b>	<b>402</b>	<b>431</b>
2016/2017			as Pet (Keeper: Owner)			30	30
			as Pet (Keeper: Third Party)			3	3
			as Pet (Keeper: Trainer)			3	3
			as Pet (Keeper: Unknown)			3	3
			for breeding purposes (Keeper: Leased)			3	3
			for breeding purposes (Keeper: Owner)		1	36	37
			for breeding purposes (Keeper: Unknown)			6	6
			Other	1		5	6
			sent to GAP	8	1	192	201
			sold/gifted to a Non-Licensed Person/Organisation		1	29	30
			sold/gifted to another Licensed Person/Organisation			9	9
			(blank)	1		11	12
			<b>Total</b>	<b>10</b>	<b>3</b>	<b>330</b>	<b>343</b>
			<b>Died</b>				
			Accident	1		6	7
			Natural Causes	4		14	18
			Other			11	11
			<b>Died Total</b>	<b>5</b>		<b>31</b>	<b>36</b>
			<b>Euthanised</b>				
			age	1		15	16
			at owners request	1		36	37
			at track			1	1
			at track - trainers request			19	19
			at track - vet recommendation			27	27
			failed GAP assessment			1	1
			injury	5		62	67
			no reason given	2		8	10
			non-recoverable treatment	4		19	23
			unsuitable for rehoming	5		64	69
			<b>Euthanised Total</b>	<b>18</b>		<b>252</b>	<b>270</b>
<b>Grand Total</b>				<b>101</b>	<b>22</b>	<b>2775</b>	<b>2898</b>

Note that dogs that were not registered for racing are as shown in 3.3.2.

### 3.6. Euthanised Dogs: Days from last race to being Euthanised

Count of Days Last race to Anir AnimalDeregistrationStatus	
Days last race to Euthanised	Euthanised
<5 days	386
5-9 days	103
10-19 days	118
20-29 days	81
30-49 days	104
50-99 days	138
100-299 days	142
300-999 days	83
1000+ days	57
<b>Grand Total</b>	<b>1212</b>
Median Number of days	20

And with reason for euthanising:

Days la	Euthanised									
	age	at owners request	at track request	at track - trainers	at track - vet recommendation	failed GAP assessment	injury	no reason given	non-recoverable treatment	unsuitable for rehoming
<5 days	2	43	23	35	84		112	22	12	53
5-9 days		17	1				27	21	3	34
10-19 days	1	21	3	2	1		25	13	6	46
20-29 days	2	7	2	1			27	7	3	32
30-49 days	1	17	2	2			27	17	7	31
50-99 days	1	13	1		1	1	30	38	14	39
100-299 d	1	10	5				45	30	6	45
300-999 d	2	13	3				8	24	11	22
1000+ day	32	4					3	3	9	6
<b>Grand Tot</b>	<b>42</b>	<b>145</b>	<b>40</b>	<b>40</b>	<b>86</b>	<b>1</b>	<b>304</b>	<b>175</b>	<b>71</b>	<b>308</b>

Average age of those euthanised for last 4 seasons

Days la	Days la	2013/2014	2014/2015	2015/2016	2016/2017
<5 days		2.8	2.9	3.1	3.1
5-9 days		2.9	3.5	3.0	3.0
10-19 days		3.0	3.5	3.2	3.2
20-29 days		3.5	3.2	3.6	3.4
30-49 days		3.1	3.1	3.5	3.3
50-99 days		3.2	3.0	3.5	3.3
100-299 days		3.8	3.8	4.1	3.7
300-999 days		4.7	4.5	5.1	5.5
1000+ days		7.8	10.0	10.3	9.9
<b>Grand Total</b>		<b>3.3</b>	<b>3.6</b>	<b>3.8</b>	<b>3.8</b>

### 3.7. Age at Death of Registered Dogs

#### 3.7.1. Numbers that were registered for racing.

This table shows the number and average age at deregistration of those being deregistered due to death or euthanising.

AnimalDeregistrationStatus	Count of Age at death (for Died & Euthanised)	Average of Age at death (for Died & Euthanised)
Died	7593	3.8
Euthanised	1298	3.6
<b>Grand Total</b>	<b>8891</b>	<b>3.8</b>

And the distribution:

Count of Age at death (for Died & Euthanised)	Total
0	4
1	808
2	2833
3	2710
4	1413
5	287
6	98
7	58
8	30
9	352
10	250
11	26
12	12
13	4
14	4
15	1
20	1
<b>Grand Total</b>	<b>8891</b>

Number and age at death in last 4 seasons:

Animal	2013/2014	2014/2015	2015/2016	2016/2017	Grand Tot
Died	48	25	18	36	127
Euthanise	228	361	431	270	1290
<b>Grand Tot</b>	<b>276</b>	<b>386</b>	<b>449</b>	<b>306</b>	<b>1417</b>

Animal	2013/2014	2014/2015	2015/2016	2016/2017	Grand Total
Died	3.6	3.7	3.8	4.0	3.7
Euthanised	3.3	3.6	3.7	3.8	3.6
<b>Grand Total</b>	<b>3.3</b>	<b>3.6</b>	<b>3.7</b>	<b>3.8</b>	<b>3.6</b>

### 3.7.2. Number of NZ dogs that were registered at 4mths but not registered for racing

AnimalDeregistrationStatus	Count of Age at death (Died or euthanised)	Average of Age at death (Died or euthanised)
Died	26	2.1
Euthanised	158	1.5
<b>Grand Total</b>	<b>184</b>	<b>1.6</b>

And the distribution:

Count of Age at death (Died or euthanised)	
Age at Death (completed years)	Total
0	27
1	116
2	32
3	8
4	1
<b>Grand Total</b>	<b>184</b>

Number and age at death in last 4 seasons:

AnimalDeregistrationStatus	2013/2014	2014/2015	2015/2016	2016/2017	Grand Total
Died	3	1	5	4	13
Euthanised	24	25	69	39	157
<b>Grand Total</b>	<b>27</b>	<b>26</b>	<b>74</b>	<b>43</b>	<b>170</b>

AnimalDeregistrationStatus	2013/2014	2014/2015	2015/2016	2016/2017	Grand Total
Died	1.9	1.1	1.2	1.1	1.3
Euthanised	1.6	1.7	1.5	1.5	1.5
<b>Grand Total</b>	<b>1.6</b>	<b>1.7</b>	<b>1.5</b>	<b>1.5</b>	<b>1.5</b>

### 3.8. Dogs Not Deregistered

#### 3.8.1. Racing Registered Dogs with no Deregistration date by Registration Date and Career and Country of Birth

Count of Register	Birth Co	Career		AUS Total	NZ			NZ Total	Grand Total
	AUS	Trialled			Not	Trialled			
Animal Registration Season	Not Trialled	Not Raced	Raced		Not Trialled	Not Raced	Raced		
1979/1980	1			1					1
1980/1981	1			1					1
1981/1982	1			1					1
1982/1983	4			4					4
1983/1984	10			10					10
1984/1985	1		1	2					2
1985/1986	7		1	8					8
1986/1987	16		2	18			1	1	19
1987/1988	8		4	12					12
1988/1989	9		32	41					41
1989/1990	10		88	98					98
1990/1991	16		177	193					193
1991/1992	35		225	260			1	1	261
1992/1993	17		211	228					228
1993/1994	30		248	278					278
1994/1995	47		257	304					304
1995/1996	39		304	343			1	1	344
1996/1997	20		304	324					324
1997/1998	27	9	357	393			2	2	395
1998/1999	25	4	351	380			1	1	381
1999/2000	31	11	299	341	1			1	342
2000/2001	30	9	423	462			4	4	466
2001/2002	13	3	169	185	14	5	154	173	358
2002/2003	6	2	136	144	13	5	186	204	348
2003/2004	14		133	147	17	3	240	260	407
2004/2005	9	1	116	126	27	10	261	298	424
2005/2006	4		94	98	21	8	263	292	390
2006/2007	7		116	123	22	9	265	296	419
2007/2008	12		210	222	22	6	280	308	530
2008/2009	14	3	298	315	21	8	347	376	691
2009/2010	14	1	220	235	15	9	368	392	627
2010/2011	12	1	260	273	12	9	329	350	623
2011/2012	3		123	126	40	10	281	331	457
2012/2013	3		87	90	23	9	196	228	318
2013/2014	6	1	38	45	17	4	168	189	234
2014/2015			84	84	11	1	289	301	385
2015/2016	2		146	148	26	3	410	439	587
2016/2017	31	6	215	252	102	47	574	723	975
Grand Total	535	51	5729	6315	404	146	4621	5171	11486

3.8.2. Racing Registered Dogs that are still registered (with no Deregistration Date) by Season Last Raced and Country of Birth

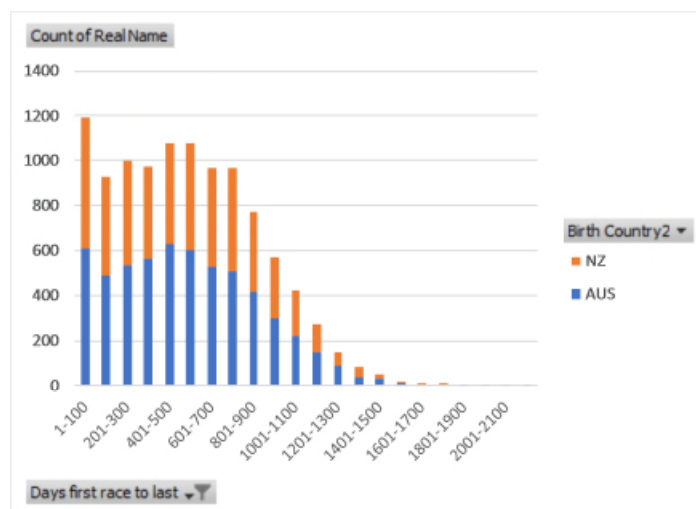
Count of Registered Last Race Season	Birth Co	Career
	AUS Raced	NZ Raced
1989/1990	5	
1990/1991	22	
1991/1992	125	1
1992/1993	138	
1993/1994	146	1
1994/1995	174	
1995/1996	181	1
1996/1997	243	
1997/1998	287	
1998/1999	307	1
1999/2000	335	1
2000/2001	366	
2001/2002	379	23
2002/2003	231	90
2003/2004	217	142
2004/2005	150	151
2005/2006	128	209
2006/2007	103	258
2007/2008	135	334
2008/2009	189	246
2009/2010	218	280
2010/2011	263	358
2011/2012	244	376
2012/2013	229	463
2013/2014	83	149
2014/2015	20	75
2015/2016	39	129
2016/2017	280	754
<b>Grand Total</b>	<b>5237</b>	<b>4042</b>

## 4. Racing Career

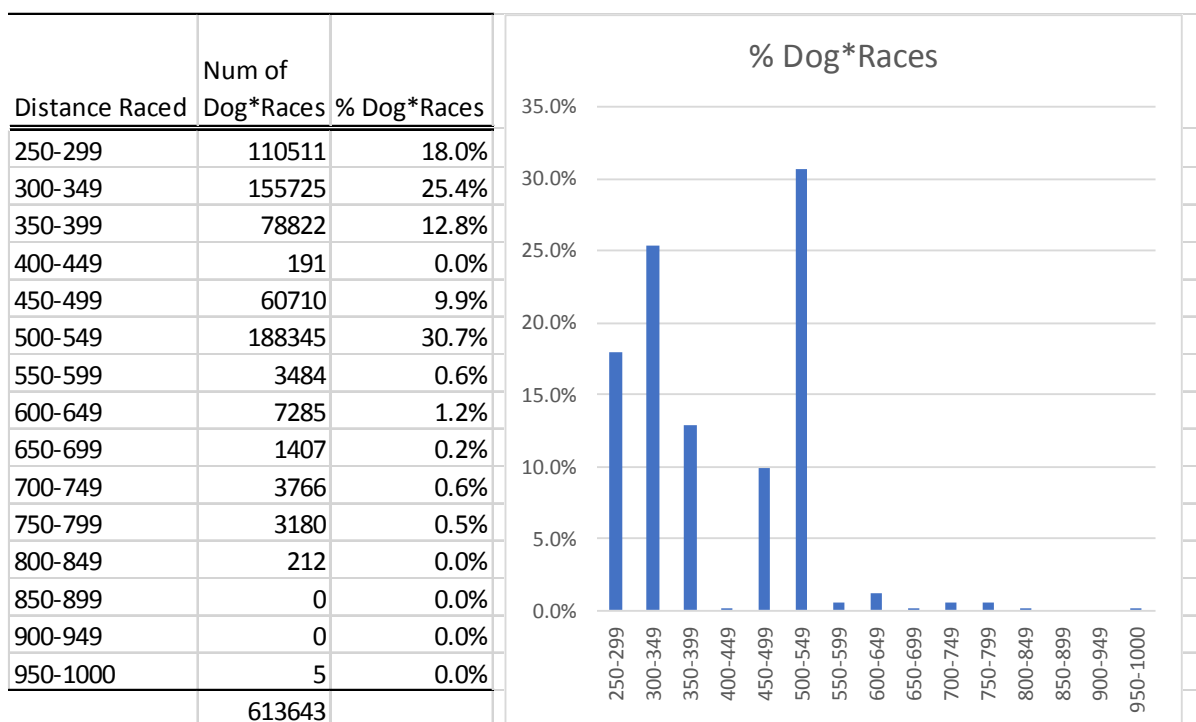
### 4.1. Length of racing career

This table has only dogs that have a racing deregistration date (i.e. it excludes dogs still racing).

Count of Real Name Days first race to last	Birth <input type="text"/>		Grand Tot
	AUS	NZ	
1-100	611	580	1191
101-200	486	438	924
201-300	529	468	997
301-400	567	404	971
401-500	629	450	1079
501-600	604	471	1075
601-700	524	444	968
701-800	508	455	963
801-900	412	361	773
901-1000	300	271	571
1001-1100	221	199	420
1101-1200	146	126	272
1201-1300	89	59	148
1301-1400	38	44	82
1401-1500	34	17	51
1501-1600	11	4	15
1601-1700	4	6	10
1701-1800	4	2	6
1801-1900	4		4
1901-2000	2		2
2001-2100	1		1
3301-3400	1		1
<b>Grand Total</b>	<b>5725</b>	<b>4799</b>	<b>10524</b>
Median number of days	508	515	
Median number of months	17	17	



## 4.2. Race Distances



## 4.3. Days from last race to animal deregistration by season

Animal Dereg Season	Count of Days Last race to Animal Dereg	Average of Days Last race to Animal Dereg	Median of Days Last race to Animal Dereg
2013/2014	483	126	48
2014/2015	863	209	95
2015/2016	816	209	61
2016/2017	612	203	78
<b>Grand Total</b>	<b>2774</b>	<b>193</b>	<b>69</b>
	124 with no race days		

Median is the middle value (equal number of animals with higher and lower values); it is rather lower than the average which is influenced greatly by the few very high values.

And distribution of those delays:

Animal Dereg Season					
Count of Days Last race to Animal Dereg	Days Last race to Animal Dereg2				
	2013/2014	2014/2015	2015/2016	2016/2017	Grand Total
Under 10 days	98	167	185	121	571
10-29 days	86	96	121	66	369
30-49 days	62	59	49	55	225
50-99 days	84	118	157	101	460
100-199 days	75	140	123	122	460
200-299 days	31	98	54	60	243
300-499 days	25	112	33	44	214
500-999 days	9	47	41	17	114
1000-1999 days	8	9	18	8	43
2000+ days		4	4		8 Max 3110
<b>Grand Total</b>	<b>478</b>	<b>850</b>	<b>785</b>	<b>594</b>	<b>2707</b>

#### 4.4. Number of Races Per Dog

This table has only dogs that have a racing deregistration date (i.e. it excludes dogs still racing). It shows the distribution of number of races, with 1590 dogs having under 10 races, 1284 having 10-19 races, etc. Median number of races per dog is 35 and average number is 41.

Count of Real Name	Birth		
Number of Races2	AUS	NZ	Grand Tot
1-9	762	828	1590
10-19	654	630	1284
20-29	636	573	1209
30-39	543	507	1050
40-49	479	486	965
50-59	418	398	816
60-69	336	390	726
70-79	264	275	539
80-89	171	252	423
90-99	103	157	260
100-149	163	319	482
150-199	14	28	42
200+		5	5
<b>Grand Total</b>	<b>4543</b>	<b>4848</b>	<b>9391</b>
Median	33	37	35
Average	39	44	41

## 4.5. Frequency of Racing

Frequency of racing is defined as the number of races for the whole career of each dog divided by the number of seasons in which it raced. Of the 21,873 dogs in the Animals Registered by Date report, 3031 appear not to have raced (no racing dates). For the 18,842 that raced, the average number of races per year was 13 (median 12). The distribution of number of races is in the following table. One dog raced 134 times over 2 seasons.

Number of Dogs			
Races per Season	AUS	NZ	Both
0-9	5694	2519	8213
10-19	3048	3014	6062
20-29	1545	1923	3468
30-39	388	520	908
40-49	69	102	171
50-59	10	8	18
60-69	0	2	2
Grand Total	10754	8088	18842

## 4.6. Number Racing for First Time by Season and Country of Birth

### 4.6.1. Number of dogs racing by season and country:

	Sum of Raced 2012/13	Sum of Raced 2013/14	Sum of Raced 2014/15	Sum of Raced 2015/16	Sum of Raced 2016/17
Birth Country					
NZ	1440	1576	1601	1532	1565
AUS	643	626	598	583	575
Grand Total	2083	2202	2199	2115	2140

### 4.6.2. Number of dogs racing this season but not next, by season and country:

	Sum of Raced 2012/13 but not next year	Sum of Raced 2013/14 but not next year	Sum of Raced 2014/15 but not next year	Sum of Raced 2015/16 but not next year
Birth Country				
NZ	559	590	619	634
AUS	271	286	265	263
Grand Total	830	876	884	897

### 4.6.3. Deduced number racing for first time, by season and country

	2013/2014	2014/2015	2015/2016	2016/2017
NZ	695	615	550	667
AUS	254	258	250	255
Total	949	873	800	922

#### 4.6.4. Number of dogs with reported first season of racing

Count of DogNa Birth Country	First Race Season			
	2013/2014	2014/2015	2015/2016	2016/2017
NZ	694	613	550	667
AUS	254	257	248	254
<b>Grand Total</b>	<b>948</b>	<b>870</b>	<b>798</b>	<b>921</b>

## 5. Racing Incidents

- This section describes incidents (injuries and euthanasia) that occurred at the race track.

### 5.1. By Season

#### 5.1.1. Number

Count of Dog	Season			
Incident Status	2014/2015	2015/2016	2016/2017	Grand Total
Euthanised	57	60	48	165
Injury	718	928	660	2306
<b>Grand Total</b>	<b>775</b>	<b>988</b>	<b>708</b>	<b>2471</b>

#### 5.1.2. Number per 1000 starts

	Season			
Incident Status	2014/2015	2015/2016	2016/2017	Grand Total
Euthanised	1.34	1.37	1.08	1.26
Injury	16.93	21.13	14.88	17.64
<b>Grand Total</b>	<b>18.27</b>	<b>22.49</b>	<b>15.96</b>	<b>18.91</b>

### 5.2. By box number (%)

Count of Dog	Incident		
BoxNumber	Euthanise	Injury	Grand Total
1	7%	11%	11%
2	11%	15%	14%
3	15%	14%	14%
4	10%	12%	12%
5	15%	13%	13%
6	16%	14%	14%
7	12%	11%	11%
8	15%	11%	12%
<b>Grand Total</b>	<b>100%</b>	<b>100%</b>	<b>100%</b>

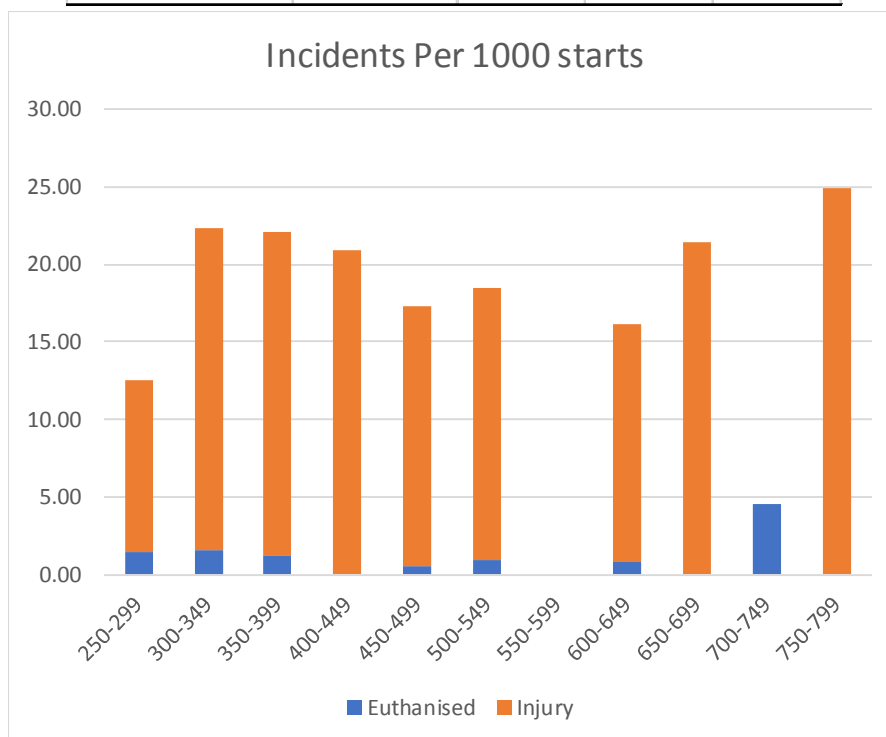
Incidents seem very similar across box numbers; and there were an average 7.9 starters per race, so all boxes are used in very nearly every race.

### 5.3. By Age of Dog (number per 1000 starts)

Per 1000 starts	Incident Status		
Age	Euthanised	Injury	Grand Total
1	0.75	11.67	12.42
2	1.19	17.01	18.20
3	1.71	21.03	22.75
4	1.35	24.22	25.56
5	1.59	27.03	28.62
<b>Grand Total</b>	<b>1.26</b>	<b>17.64</b>	<b>18.91</b>

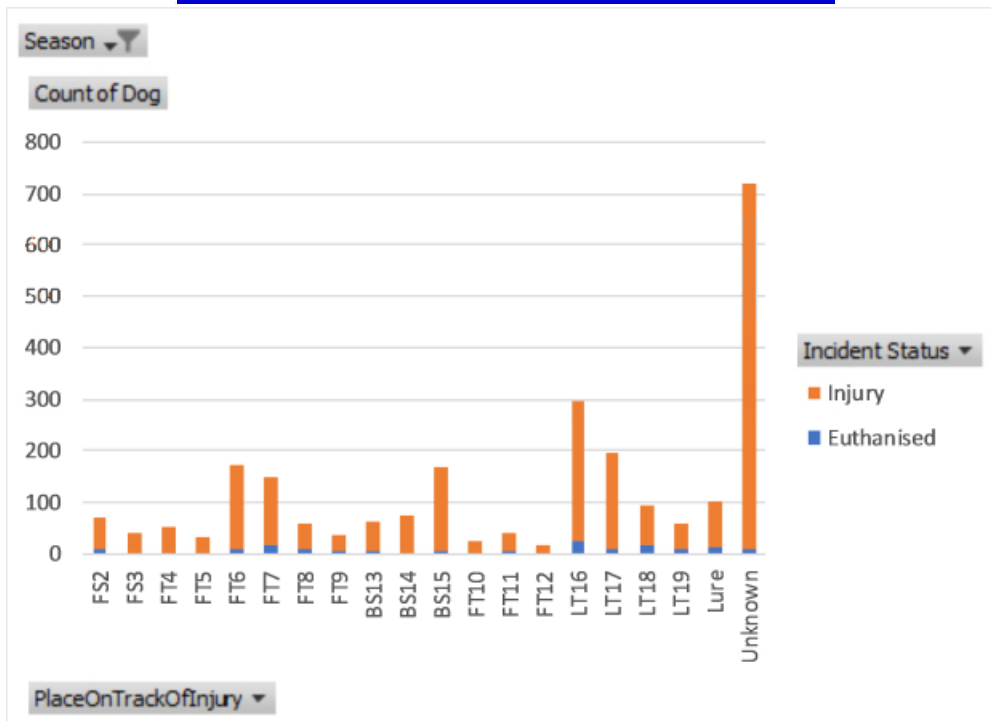
#### 5.4. By Race Distance (number per 1000 starts)

Distance Raced	Num of Dog*Races	Euthanise	Injury	Grand Total
250-299	26247	1.52	11.09	12.61
300-349	38013	1.58	20.78	22.36
350-399	21751	1.20	20.92	22.11
400-449	191	0.00	20.94	20.94
450-499	12680	0.55	16.80	17.35
500-549	29459	1.02	17.45	18.47
550-599	0			
600-649	1299	0.77	15.40	16.17
650-699	607	0.00	21.42	21.42
700-749	218	4.59	0.00	4.59
750-799	241	0.00	24.90	24.90
Total	130706	1.26	17.64	18.91



### 5.5. By Place on Track (Number)

Count of Dog	Incident		
PlaceOnTrackOf	Euthanise	Injury	Grand Total
FS2	8	64	72
FS3	1	40	41
FT4	2	48	50
FT5	3	28	31
FT6	10	161	171
FT7	18	131	149
FT8	8	51	59
FT9	5	31	36
FT10	2	22	24
FT11	4	36	40
FT12	2	14	16
BS13	4	59	63
BS14	3	74	77
BS15	7	163	170
LT16	25	273	298
LT17	11	186	197
LT18	17	78	95
LT19	11	50	61
Lure	15	86	101
Unknown	9	711	720
<b>Grand Total</b>	<b>165</b>	<b>2306</b>	<b>2471</b>



## 5.6. By Injury Severity (Number & %)

Incident Status	Injury	
<b>Count of Dog</b>		
<b>DaysGroup</b>	<b>Total</b>	<b>%</b>
Less than 7 days	191	8%
7 - 9 days	431	19%
10 - 13 days	613	27%
14 - 20 days	383	17%
21 - 27 days	275	12%
28+ days	413	18%
<b>Grand Total</b>	<b>2306</b>	

## 5.7. By Injury Severity and Season (number & %)

Incident Status	Injury							
<b>Count of Dog</b>		<b>Season</b>				<b>%</b>		
<b>DaysGroup</b>		<b>2014/2015</b>	<b>2015/2016</b>	<b>2016/2017</b>	<b>Grand Total</b>	<b>2014/2015</b>	<b>2015/2016</b>	<b>2016/2017</b>
Less than 7 days		47	100	44	191	7%	11%	7%
7 - 9 days		119	166	146	431	17%	18%	22%
10 - 13 days		200	259	154	613	28%	28%	23%
14 - 20 days		132	142	109	383	18%	15%	17%
21 - 27 days		82	112	81	275	11%	12%	12%
28+ days		138	149	126	413	19%	16%	19%
<b>Grand Total</b>		<b>718</b>	<b>928</b>	<b>660</b>	<b>2306</b>	<b>100%</b>	<b>100%</b>	<b>100%</b>

## 5.8. By Track

### 5.8.1. Number of incidents

<b>Count of Dog</b>	<b>Incident</b>		
<b>TrackCode</b>	<b>Euthanised</b>	<b>Injury</b>	<b>Grand Total</b>
ADD	50	419	469
AK	26	428	454
ASCP	7	76	83
CAM	17	192	209
DUN	9	64	73
MANA	9	417	426
WAN	47	710	757
<b>Grand Total</b>	<b>165</b>	<b>2306</b>	<b>2471</b>

### 5.8.2. Number per 1000 starts

Count of Dog	Incident Status		
Track Code	Euthanised	Injury	Grand Total
ADD	1.29	10.81	12.10
AK	1.51	24.93	26.44
ASCP	0.93	10.12	11.05
CAM	1.33	15.08	16.41
DUN	1.13	8.01	9.14
MANA	0.61	28.07	28.68
WAN	1.48	22.40	23.89
Grand Total	1.26	17.64	18.91

### 5.8.3. Number by track and season

Count of Dog		Incident		
Season	TrackC	Euthanised	Injury	Grand Tot
2014/2015	ADD	19	139	158
	AK	9	169	178
	ASCP	2	34	36
	CAM	7	55	62
	DUN	3	20	23
	MANA	1	121	122
	WAN	16	180	196
2015/2016	ADD	16	172	188
	AK	11	149	160
	ASCP	1	27	28
	CAM	7	89	96
	DUN	3	18	21
	MANA	5	166	171
	WAN	17	307	324
2016/2017	ADD	15	108	123
	AK	6	110	116
	ASCP	4	15	19
	CAM	3	48	51
	DUN	3	26	29
	MANA	3	130	133
	WAN	14	223	237
Grand Total		165	2306	2471

#### 5.8.4. Number per 1000 starts by track and season

Season	Track Cod	Euthanised	Injury	Grand Total
2014/2015	ADD	1.49	10.87	12.36
	AK	1.58	29.68	31.26
	ASCP	0.88	14.88	15.75
	CAM	1.61	12.63	14.24
	DUN	1.16	7.76	8.93
	MANA	0.21	25.84	26.05
	WAN	1.59	17.92	19.51
2015/2016	ADD	1.23	13.23	14.46
	AK	1.90	25.71	27.61
	ASCP	0.39	10.63	11.02
	CAM	1.65	20.96	22.60
	DUN	1.10	6.61	7.71
	MANA	1.02	33.99	35.01
	WAN	1.58	28.62	30.20
2016/2017	ADD	1.16	8.32	9.48
	AK	1.06	19.37	20.42
	ASCP	1.49	5.59	7.08
	CAM	0.73	11.61	12.34
	DUN	1.12	9.68	10.80
	MANA	0.57	24.58	25.15
	WAN	1.28	20.42	21.71
Grand Total		1.26	17.64	18.91

### 5.9. Injury Severity by Track

#### 5.9.1. Number of injuries

Count of Dog	Incident	DaysGrowth					Grand Total
	Injury						
TrackCode	Less than 7 - 9 days	10 - 13 days	14 - 20 days	21 - 27 day	28+ days		
ADD	8	81	92	76	69	93	419
AK	8	64	137	64	48	107	428
ASCP	13	20	7	13	10	13	76
CAM	5	29	47	31	39	41	192
DUN	12	22	6	13	4	7	64
MANA	27	52	198	60	30	50	417
WAN	118	163	126	126	75	102	710
Grand Total	191	431	613	383	275	413	2306

### 5.9.2. Number per 1000 starts

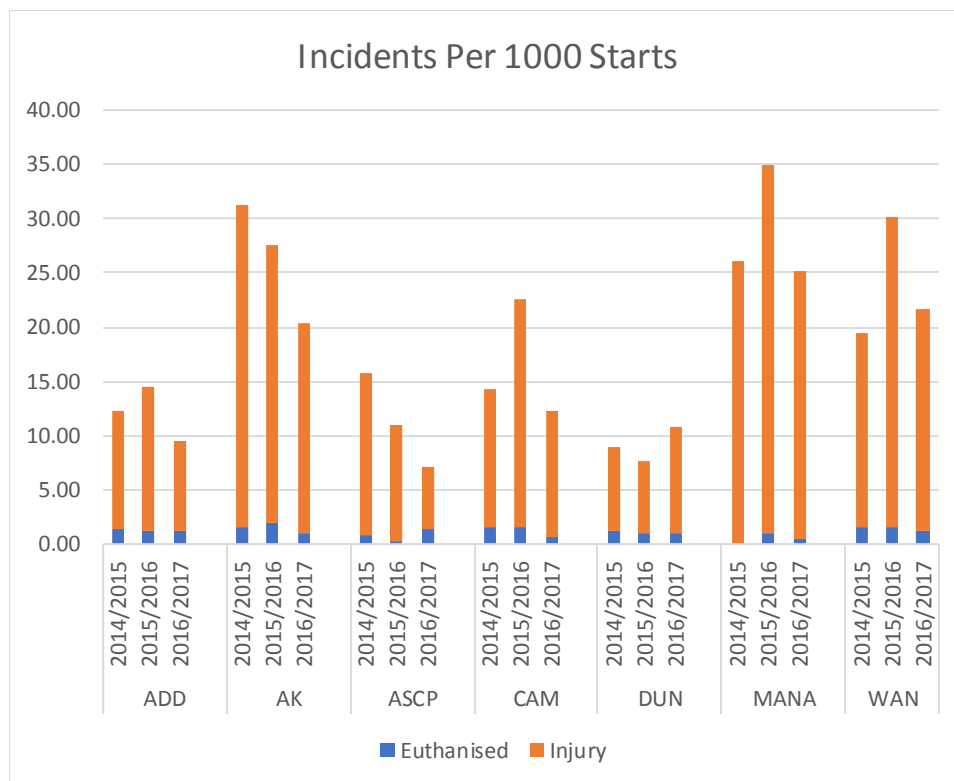
Count of Dog	Injury standdown days						
Track Code	Less than 7	7-9	10-13	14 - 20	21 - 27	28+	Total
ADD	0.21	2.09	2.37	1.96	1.78	2.40	10.81
AK	0.47	3.73	7.98	3.73	2.80	6.23	24.93
ASCP	1.73	2.66	0.93	1.73	1.33	1.73	10.12
CAM	0.39	2.28	3.69	2.43	3.06	3.22	15.08
DUN	1.50	2.75	0.75	1.63	0.50	0.88	8.01
MANA	1.82	3.50	13.33	4.04	2.02	3.37	28.07
WAN	3.72	5.14	3.98	3.98	2.37	3.22	22.40
Grand Total	1.46	3.30	4.69	2.93	2.10	3.16	17.64

### 5.9.3. Number of injuries by track and season

Count of Dog		Incident	DaysGrou						
		Injury							Grand Tot
Season	TrackC	Less than 7	7 - 9 days	10 - 13 days	14 - 20 day	21 - 27 day	28+ days		
2014/2015	ADD	4	27	27	25	17	39	139	
	AK	3	22	61	31	12	40	169	
	ASCP	8	7	1	7	7	4	34	
	CAM	1	9	13	7	11	14	55	
	DUN	3	9		7		1	20	
	MANA	11	11	59	12	9	19	121	
	WAN	17	34	39	43	26	21	180	
2015/2016	ADD	4	34	42	26	34	32	172	
	AK	3	21	47	20	20	38	149	
	ASCP	3	8	3	5	2	6	27	
	CAM	3	13	29	15	11	18	89	
	DUN	4	5	4	3	2		18	
	MANA	15	20	81	22	10	18	166	
	WAN	68	65	53	51	33	37	307	
2016/2017	ADD		20	23	25	18	22	108	
	AK	2	21	29	13	16	29	110	
	ASCP	2	5	3	1	1	3	15	
	CAM	1	7	5	9	17	9	48	
	DUN	5	8	2	3	2	6	26	
	MANA	1	21	58	26	11	13	130	
	WAN	33	64	34	32	16	44	223	
Grand Total		191	431	613	383	275	413	2306	

#### 5.9.4. Number per 1000 starts

Season	Track Code	Per 1000 Starts						Total
		Less than 7	7 - 9 days	10 - 13 days	14 - 20 day	21 - 27 day	28+ days	
2014/2015	ADD	0.31	2.11	2.11	1.96	1.33	3.05	10.87
	AK	0.53	3.86	10.71	5.44	2.11	7.02	29.68
	ASCP	3.50	3.06	0.44	3.06	3.06	1.75	14.88
	CAM	0.23	2.07	2.99	1.61	2.53	3.22	12.63
	DUN	1.16	3.49	0.00	2.72	0.00	0.39	7.76
	MANA	2.35	2.35	12.60	2.56	1.92	4.06	25.84
	WAN	1.69	3.38	3.88	4.28	2.59	2.09	17.92
2015/2016	ADD	0.31	2.66	3.29	2.03	2.66	2.50	13.46
	AK	0.53	3.69	8.25	3.51	3.51	6.67	26.16
	ASCP	1.31	3.50	1.31	2.19	0.88	2.63	11.82
	CAM	0.69	2.99	6.66	3.45	2.53	4.13	20.44
	DUN	1.55	1.94	1.55	1.16	0.78	0.00	6.98
	MANA	3.20	4.27	17.30	4.70	2.14	3.84	35.45
	WAN	6.77	6.47	5.28	5.08	3.29	3.68	30.56
2016/2017	ADD	0.00	1.56	1.80	1.96	1.41	1.72	8.45
	AK	0.35	3.69	5.09	2.28	2.81	5.09	19.32
	ASCP	0.88	2.19	1.31	0.44	0.44	1.31	6.56
	CAM	0.23	1.61	1.15	2.07	3.90	2.07	11.02
	DUN	1.94	3.10	0.78	1.16	0.78	2.33	10.09
	MANA	0.21	4.48	12.39	5.55	2.35	2.78	27.76
	WAN	3.29	6.37	3.38	3.19	1.59	4.38	22.20
Grand Total		1.46	3.30	4.69	2.93	2.10	3.16	17.64



## 5.10. By Distance of Race and Track Position

### 5.10.1. Number of incidents (injuries, deaths, euthanised)

Count of Deaths	Place of Incident	FS2	FS3	FT4	FT5	FT6	FT7	FT8	FT9	FT10	FT11	FT12
Race Distance												
250-299		9	3	3	2	17	10	1	1	5	19	2
300-349		15	13	12	11	56	54	17	7	4	3	2
350-399		11	7	10	7	24	20	6	7	3	3	4
400-449												
450-499		5	2	4	2	13	13	4	3			
500-549		30	15	19	8	60	52	28	17	11	15	8
550-599												
600-649		1	1	2	1	1		1		1		
650-699								2	1			
700-749												
750-799		1										
<b>Grand Total</b>		<b>72</b>	<b>41</b>	<b>50</b>	<b>31</b>	<b>171</b>	<b>149</b>	<b>59</b>	<b>36</b>	<b>24</b>	<b>40</b>	<b>16</b>

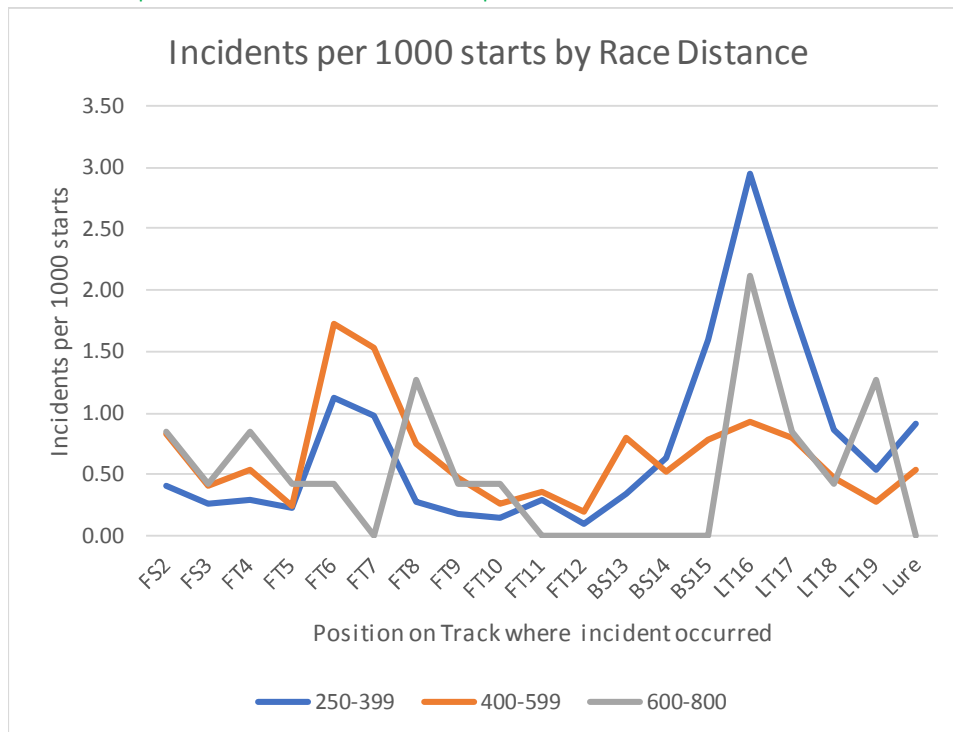
Count of Deaths	BS13	BS14	BS15	LT16	LT17	LT18	LT19	Lure	Unknown	Grand Total
Race Distance										
250-299	8	21	21	47	37	13	9	29	74	331
300-349	20	28	93	133	75	39	22	35	211	850
350-399	1	6	23	74	49	22	15	14	175	481
400-449		2							2	4
450-499	8	10	17	26	22	7	5	5	74	220
500-549	26	10	16	13	12	13	7	18	166	544
550-599										
600-649				3			2		8	21
650-699				1	2		1		6	13
700-749						1				1
750-799				1					4	6
<b>Grand Total</b>	<b>63</b>	<b>77</b>	<b>170</b>	<b>298</b>	<b>197</b>	<b>95</b>	<b>61</b>	<b>101</b>	<b>720</b>	<b>2471</b>

### 5.10.2. Number per 1000 starts

Distance Raced	Dog* Races	FS2	FS3	FT4	FT5	FT6	FT7	FT8	FT9	FT10	FT11	FT12
250-299	26247	0.34	0.11	0.11	0.08	0.65	0.38	0.04	0.04	0.19	0.72	0.08
300-349	38013	0.39	0.34	0.32	0.29	1.47	1.42	0.45	0.18	0.11	0.08	0.05
350-399	21751	0.51	0.32	0.46	0.32	1.10	0.92	0.28	0.32	0.14	0.14	0.18
400-449	191	0.00	0.00	0.00	0.00	0.00	0.00	0.00	0.00	0.00	0.00	0.00
450-499	12680	0.39	0.16	0.32	0.16	1.03	1.03	0.32	0.24	0.00	0.00	0.00
500-549	29459	1.02	0.51	0.64	0.27	2.04	1.77	0.95	0.58	0.37	0.51	0.27
550-599	0											
600-649	1299	0.77	0.77	1.54	0.77	0.77	0.00	0.77	0.00	0.77	0.00	0.00
650-699	607	0.00	0.00	0.00	0.00	0.00	0.00	3.29	1.65	0.00	0.00	0.00
700-749	218	0.00	0.00	0.00	0.00	0.00	0.00	0.00	0.00	0.00	0.00	0.00
750-799	241	4.15	0.00	0.00	0.00	0.00	0.00	0.00	0.00	0.00	0.00	0.00
Grand Tot	130706	0.55	0.31	0.38	0.24	1.31	1.14	0.45	0.28	0.18	0.31	0.12

Distance Raced	Dog* Races	BS13	BS14	BS15	LT16	LT17	LT18	LT19	Lure	Unknown	Grand Tot
250-299	26247	0.30	0.80	0.80	1.79	1.41	0.50	0.34	1.10	2.82	12.61
300-349	38013	0.53	0.74	2.45	3.50	1.97	1.03	0.58	0.92	5.55	22.36
350-399	21751	0.05	0.28	1.06	3.40	2.25	1.01	0.69	0.64	8.05	22.11
400-449	191	0.00	10.47	0.00	0.00	0.00	0.00	0.00	0.00	10.47	20.94
450-499	12680	0.63	0.79	1.34	2.05	1.74	0.55	0.39	0.39	5.84	17.35
500-549	29459	0.88	0.34	0.54	0.44	0.41	0.44	0.24	0.61	5.63	18.47
550-599	0										
600-649	1299	0.00	0.00	0.00	2.31	0.00	0.00	1.54	0.00	6.16	16.17
650-699	607	0.00	0.00	0.00	1.65	3.29	0.00	1.65	0.00	9.88	21.42
700-749	218	0.00	0.00	0.00	0.00	0.00	4.59	0.00	0.00	0.00	4.59
750-799	241	0.00	0.00	0.00	4.15	0.00	0.00	0.00	0.00	16.60	24.90
Grand Tot	130706	0.48	0.59	1.30	2.28	1.51	0.73	0.47	0.77	5.51	18.91

### 5.10.3. Graph of Number of incidents per 1000 starts



### 5.11. By Races to date (number)

Count of Dog	Incident <input type="button" value="▼"/>		
Races to date <input type="button" value="▼"/>	Euthanise	Injury	Grand Total
0-9	26	351	377
10-19	21	335	356
20-29	26	358	384
30-39	16	294	310
40-49	31	242	273
50-59	13	184	197
60-69	10	156	166
70-79	7	117	124
80-89	4	91	95
90-99	2	58	60
100-109	3	40	43
110-119	2	34	36
120-129	2	14	16
130-139	1	15	16
140-149		6	6
150-159		7	7
160-169		2	2
170-179	1	1	2
180-189			
190-199		1	1
<b>Grand Total</b>	<b>165</b>	<b>2306</b>	<b>2471</b>